

**MIL-STD-1251A**  
**15 Sep 1981**

---

**SUPERSEDING**  
**MIL-STD-1251**  
**10 June 1975**

# **MILITARY STANDARD**

## **SCREWS AND BOLTS PREFERRED FOR DESIGN, LISTING OF**



**FSC 5305**  
**FSC 5306**

MIL-STD-1251A

DEPARTMENT OF DEFENSE  
Washington, DC 20301

Screws and Bolts Preferred for Design, Listing of

MIL-STD-1251A

1. This Military Standard is approved for use by all Departments and Agencies of the Department of Defense.

2. Beneficial comments (recommendations, additions, deletions) and any pertinent data which may be of use in improving this document should be addressed to: Commander, US Army Armament Research and Development Command, ATTN: DRDAR-TST-S, Dover, NJ 07801 by using the self-addressed Standardization Document Improvement Proposal (DD Form 1426) appearing at the end of this document or by letter.

## FOREWORD

1. The purpose of this bookform standard is to provide a commodity type parts document on screws and bolts to aid military equipment designers and engineers in the selection of preferred screws and bolts.

2. This document consists of an index of preferred standardization documents and a listing of preferred parts within these documents that have been selected with respect to configuration, sizes, lengths, materials, and finishes for screws and bolts.

3. The selection of preferred documents listed in this standard and the selection of part numbers within the preferred documents were made as follows:

a. Selection of Documents

- (1) Documents listed or scheduled for listing in the Department of Defense Index of Specifications and Standards (DODISS).
- (2) Documents which are active for design.
- (3) Documents specifying part numbers (dash numbers) which designate specific sizes, materials and finishes.

b. Selection of Part Numbers

- (1) By conducting a thorough search and evaluation of existing DOD procurement information.
- (2) By evaluation of preferred parts listed in recent weapon system contracts.
- (3) By evaluation of preferred parts lists obtained from industry.

4. To increase the scope and versatility of this screws and bolts standard, periodic revisions will be developed. Results from Standardization studies, MILITARY PARTS CONTROL ADVISORY GROUP (MPCAG) evaluations, evaluation of a new family of screws and bolts and recommendations from interested activities will form the basis for these revisions.

MIL-STD-1251A

5. The following issued military standards cover other preferred for design standard parts:

- MIL-STD-1598 - Studs, Preferred for Design, Listing of
- MIL-STD-1754 - Fastening Devices, Preferred for Design, Listing of
- MIL-STD-1755 - Keys and Pins, Preferred for Design, Listing of
- MIL-STD-1756 - Rings, Retaining, Preferred for Design, Listing of
- MIL-STD-1759 - Rivets and Rivet Type Fasteners, Preferred for Design, Listing of
- MIL-STD-1758 - Inserts, Screw Thread, Preferred for Design, Listing of
- MIL-STD-1762 - Bearings and Bushings, Plain, Preferred for Design, Listing of
- MIL-STD-1764 - Washers, Preferred for Design, Listing of



MIL-STD-1251A

## CONTENTS

		<u>PAGE</u>
Paragraph 1.	SCOPE -----	1
2.	REFERENCED DOCUMENTS -----	3
3.	DEFINITIONS -----	20
4.	GENERAL STATEMENTS -----	26
5.	DETAILED REQUIREMENTS -----	26
6.	NOTES -----	26

## SECTIONS

Section <u>100</u>	<u>BOLT, CLEVIS</u>	
101	Bolts, Clevis -----	101.1
<u>200</u>	<u>BOLT, CLOSE TOLERANCE</u>	
201	Bolts, Close Tolerance -----	201.1
202	Bolts, Close Tolerance, Self-Retaining, Impedance Type -----	202.1
203	Bolts, Close Tolerance, Self-Retaining, Positive Locking -----	203.1
<u>300</u>	<u>BOLT, EYE</u>	
301	Bolts, Eye, Flat -----	301.1
302	Bolts, Eye, Round -----	302.1
<u>400</u>	<u>BOLT, HOOK</u>	
401	Bolts, Hook -----	401.1
<u>500</u>	<u>BOLT, INTERNAL WRENCHING</u>	
501	Bolts, Internal Wrenching -----	501.1
<u>600</u>	<u>BOLT, LAG</u>	

## SECTIONS - Continued

	<u>PAGE</u>
Section 601 Bolts, Screw, Lag -----	601.1
<u>700 BOLT, MACHINE</u>	
701 Bolts, Machine, Hexagon Head -----	701.1
702 Bolts, Machine, Hexagon Head, Full Shank, Long Thread, Drilled Head, One Hole -----	702.1
703 Bolts, Machine, Hexagon Head, Full Shank, Long Thread, Drilled Head, Three Holes -----	703.1
704 Bolts, Machine, Hexagon Head, Full Shank, Long Thread, Undrilled -----	704.1
705 Bolts, Machine, Hexagon Head, Full Shank, Short Thread -----	705.1
706 Bolts, Machine, Hexagon Head, PD Shank, Long Thread, Drilled Head, One Hole -----	706.1
707 Bolts, Machine, Hexagon Head, PD Shank, Long Thread, Drilled Head, Three Holes -----	707.1
708 Bolts, Machine, Hexagon Head, PD Shank, Long Thread, Undrilled -----	708.1
709 Bolts, Machine, Square Head -----	709.1
<u>800 BOLT, SELF-LOCKING</u>	
801 Bolts, Self-Locking, Long Thread, Drilled -----	801.1
802 Bolts, Self-Locking, Long Thread, Undrilled -----	802.1
803 Bolts, Self-Locking, Short Thread -----	803.1
<u>900 BOLT, SHEAR</u>	
901 Bolts, Shear, Hexagon Head -----	901.1
902 Bolts, Shear, Hexagon Head, Self-Locking -----	902.1

MIL-STD-1251A

## SECTIONS - Continued

		<u>PAGE</u>
Section 903	Bolts, Shear, Hexagon Head, Self-Locking and Non-Locking -----	903.1
904	Bolts, Shear, Spline Drive -----	904.1
<u>1000</u>	<u>BOLT, SHOULDER</u>	
1001	Bolts, Shoulder -----	1001.1
<u>1100</u>	<u>BOLT, SQUARE NECK</u>	
1101	Bolts, Square Neck -----	1101.1
<u>1200</u>	<u>BOLT, TEE HEAD</u>	
1201	Bolts, Tee Head -----	1201.1
1202	Bolts, Tee Head, Chamfered -----	1202.1
<u>1300</u>	<u>BOLT, U</u>	
1301	Bolts, U -----	1301.1
<u>1400</u>	<u>SCREW, CAP, HEXAGON HEAD</u>	
1401	Screws, Cap, Hexagon Head, Drilled Head, One Hole ---	1401.1
1402	Screws, Cap, Hexagon Head, Drilled Shank -----	1402.1
1403	Screws, Cap, Hexagon Head, Undrilled -----	1403.1
<u>1500</u>	<u>SCREW, CAP SOCKET HEAD</u>	
1501	Screws, Cap, Socket Head, Drilled and Undrilled -----	1501.1
1502	Screws, Cap, Socket Head, Undrilled, Shoulder -----	1502.1
<u>1600</u>	<u>SCREW, CLOSE TOLERANCE</u>	
1601	Screws, Close Tolerance, Brazier Head -----	1601.1
1602	Screws, Close Tolerance, Fillister Head -----	1602.1
1603	Screws, Close Tolerance, Flat Head -----	1603.1

## SECTIONS - Continued

	<u>PAGE</u>
Section 1604	1604.1
Screws, Close Tolerance, Flat Head, Self-Locking ----	
1605	1605.1
Screws, Close Tolerance, Pan Head -----	
<u>1700</u>	
<u>    SCREW, DRIVE</u>	
1701	1701.1
Screws, Drive -----	
<u>1800</u>	
<u>    SCREW, EYE</u>	
1801	1801.1
Screws, Eye -----	
<u>1900</u>	
<u>    SCREW, INSTRUMENT</u>	
1901	1901.1
Screws, Instrument -----	
<u>2000</u>	
<u>    SCREW, MACHINE</u>	
2001	2001.1
Screws, Machine, Fillister Head -----	
2002	2002.1
Screws, Machine, Flat Head, 82°, Full Thread -----	
2003	2003.1
Screws, Machine, Flat Head, 82°, Long Thread -----	
2004	2004.1
Screws, Machine, Flat Head, 100°, Full Thread -----	
2005	2005.1
Screws, Machine, Flat Head, 100°, Long Thread -----	
2006	2006.1
Screws, Machine, Flat Head, 100°, Short Thread -----	
2007	2007.1
Screws, Machine, Hexagon Head, Full Shank, Drilled --	
2008	2008.1
Screws, Machine, Hexagon Head, Full Shank, Un- drilled -----	
2009	2009.1
Screws, Machine, Hexagon Head, Full Thread -----	
2010	2010.1
Screws, Machine, Hexagon Head, PD Shank, Drilled Head -----	
2011	2011.1
Screws, Machine, Hexagon Head, PD Shank, Un- drilled -----	

MIL-STD-12514

## SECTIONS - Continued

		<u>PAGE</u>
Section 2012	Screws, Machine, Self-Sealing, Pan Head, Full Thread -----	2012.1
2013	Screws, Machine, Pan Head, Long Thread -----	2013.1
2014	Screws, Machine, Pan Head, Short Thread -----	2014.1
<u>2100</u>	<u>SCREW, SELF-LOCKING</u>	
2101	Screws, Self-Locking, Cap, Socket Head -----	2101.1
2102	Screws, Self-Locking, Fillister Head -----	2102.1
2103	Screws, Self-Locking, Flat Head, 82° -----	2103.1
2104	Screws, Self-Locking, Flat Head, 100°, Full Thread --	2104.1
2105	Screws, Self-Locking, Flat Head, 100°, Long Thread --	2105.1
2106	Screws, Self-Locking, Flat Head, 100°, Short Thread --	2106.1
2107	Screws, Self-Locking, Hexagon Head -----	2107.1
2108	Screws, Self-Locking, Pan Head, Full Thread -----	2108.1
2109	Screws, Self-Locking, Pan Head, Long Thread -----	2109.1
2110	Screws, Self-Locking, Pan Head, Short Thread -----	2110.1
<u>2200</u>	<u>SCREW, SHOULDER</u>	
2201	Screws, Shoulder, Brazier Head -----	2201.1
2202	Screws, Shoulder, Flat Head -----	2202.1
2203	Screws, Shoulder, Hexagon Head -----	2203.1
<u>2300</u>	<u>SCREW, TAPPING, THREAD CUTTING</u>	
2301	Screws, Tapping, Thread Cutting, Flat Head -----	2301.1
2302	Screws, Tapping, Thread Cutting, Hexagon Head -----	2302.1
2303	Screws, Tapping, Thread Cutting, Pan Head -----	2303.1

## SECTIONS - Continued

		<u>PAGE</u>
Section 2400	<u>SCREW, TAPPING, THREAD FORMING</u>	
2401	Screws, Tapping, Thread Forming, Flat Head -----	2401.1
2402	Screws, Tapping, Thread Forming, Hexagon Head -----	2402.1
2403	Screws, Tapping, Thread Forming, Pan Head -----	2403.1
2500	<u>SCREW, WOOD</u>	
2501	Screws, Wood, Flat Head -----	2501.1
2600	<u>SETSCREW</u>	
2601	Setscrews, Cone Point -----	2601.1
2602	Setscrews, Cup Point -----	2602.1
2603	Setscrews, Flat Point -----	2603.1
2604	Setscrews, Half-Dog Point -----	2604.1
2605	Setscrews, Oval Point -----	2605.1
2700	<u>THUMBSCREW</u>	
2701	Thumb screws -----	2701.1

## 1. SCOPE

1.1 Scope. This standard provides a listing of preferred screws and bolts encompassing the following characteristics.

- a. Configuration
- b. Size
- c. Materials
- d. Protective Coatings and Finishes

1.2 Purpose. The purpose of this standard is as follows:

- a. Provide the designer with a listing of preferred screws and bolts to promote their use in design of weapon systems and equipment.
- b. Control and minimize the variety of screws and bolts and in military equipment thereby facilitating logistic support of the equipment during its life cycle.

1.3 Application. To minimize the proliferation of screws and bolts, only the preferred part numbers listed herein are authorized for use in new design. All other part numbers, even though shown on current Military Specification Sheets, Military Standards (MS), National Aerospace Standards (NAS), Aeronautical Standards (AS), and Air Force Navy Aeronautical Standards (AN), are not approved for use in new design unless approved by cognizant Government procuring activity.

1.4 Intended use. Implement this standard by including one of the following options in the standard:

- a. Require this standard as a supplement to an end use type standard such as MIL-STD-1471 or MIL-STD-1515. When thus required, only the screws and bolts listed in both the end use type and this standard are acceptable. Use of other screws and bolts requires approval of the Government procuring activity.
- b. Require this standard as a guide to be used with an end use type standard such as MIL-STD-1471 or MIL-STD-1515. When thus required, the screws and bolts listed in the end use type standard and this standard are acceptable. The designer must assure himself the screws and bolts listed in both the end use type standard and this standard are not adequate for his requirements before using screws and bolts not listed herein. Use of screws and bolts not listed in the end use type standard requires approval of the Government procuring activity.

MIL-STD-1251A

- c. Require this standard and indicate exceptions to it. When thus required, only the screws and bolts listed in this standard and not excluded by the exceptions are acceptable. Use of other screws and bolts requires the approval of the Government procuring activity.
- d. Require this standard as a guide. When thus required, the designer must assure himself the screws and bolts listed in this standard are not adequate for the requirement before using other screws and bolts.



## 2. REFERENCED DOCUMENTS

2.1 Issues of Documents. The following documents of the issue in effect on date of invitation for bids or request for proposal form a part of this standard to the extent specified herein.

## STANDARDS

## FEDERAL

FED-STD-H28 - Screw-Thread Standards for Federal Services

## MILITARY

SECTION

MS3212	- Screw, Machine, Pan Head, Cross-Recessed, Self-Sealing, Integral Silicone O-Ring, Plain and Self-Locking -----	2012/2108
MS3213	- Screws, Machine, Pan Head, Cross-Recessed, Self-Sealing, Integral Fluorosilicone O-Ring, Plain and Self-Locking -----	2012/2108
MS3369	- Bolt, Self-Retaining, Positive Locking, CRES, 90KSI FSU, Hexagon Slotted Head, 450°F & 650°F -----	203
MS9283	- Bolt, Machine-Steel AMS 6322, Black Oxide, Hexagon Head, .190-32 UNJF-3A -----	708
MS9284	- Bolt, Machine-Steel AMS 6322, Black Oxide, Hexagon Head, .250-28 UNJF-3A -----	708
MS9285	- Bolt, Machine-Steel AMS 6322, Black Oxide, Hexagon Head, .3125-24 UNJF-3A -----	708
MS9286	- Bolt, Machine-Steel AMS 6322, Black Oxide, Hexagon Head, .375-24 UNJF-3A -----	708
MS9292	- Screw, Machine-Steel AMS 6322, Black Oxide, Drilled, 1 Hole, Hexagon Head, .138-40 UNJF-3A -----	2010
MS9294	- Bolt, Machine-Steel AMS 6322, Black Oxide, Drilled, 1 Hole, Hexagon Head, .190-32 UNJF-3A -----	706
MS9295	- Bolt, Machine-Steel AMS 6322, Black Oxide, Drilled, 1 Hole, Hexagon Head, .250-28 UNJF-3A -----	706
MS9296	- Bolt, Machine-Steel AMS 6322, Black Oxide, Drilled, 1 Hole, Hexagon Head, .3125-24 UNJF-3A -----	706
MS9297	- Bolt, Machine-Steel AMS 6322, Black Oxide, Drilled, 1 Hole, Hexagon Head, .375-24 UNJF-3A -----	706
MS9397	- Bolt, Tee Head-AMS 6322, Chamfered, .190-32 UNJF-3A, Cadmium Plate -----	1202

MIL-STD-1251A

		<u>SECTION</u>
MS9398	- Bolt, Tee Head-AMS 6322, Chamfered, .250-28 UNJF-3A, Cadmium Plate -----	1202
MS9399	- Bolt, Tee Head-AMS 6322, Chamfered, .3125-24 UNJF-3A, Cadmium Plate -----	1202
MS9400	- Bolt, Tee Head-AMS 6322, Chamfered, .375-24 UNJF-3A, Cadmium Plate -----	1202
MS9402	- Bolt, Tee Head-AMS 6322, Chamfered, .500-20 UNJF-3A, Cadmium Plate -----	1202
MS9432	- Bolt, Tee Head-AMS 5735, Chamfered, .190-32 UNJF-3A -----	1202
MS9433	- Bolt, Tee Head-AMS 5735, Chamfered, .250-28 UNJF-3A -----	1202
MS9434	- Bolt, Tee Head-AMS 5735, Chamfered, .3125-24 UNJF-3A -----	1202
MS9435	- Bolt, Tee Head-AMS 5735, Chamfered, .375-24 UNJF-3A -----	1202
MS9437	- Bolt, Tee Head-AMS 5735, Chamfered, .500-20 UNJF-3A -----	1202
MS9440	- Bolt, Machine-Steel AMS 6304, Diffused Nickel- Cadmium Plated, Hexagon Head, Drilled, .190-32 UNJF-3A -----	707
MS9441	- Bolt, Machine-Steel AMS 6304, Diffused Nickel- Cadmium Plated, Hexagon Head, Drilled, .250-28 UNJF-3A -----	707
MS9442	- Bolt, Machine-Steel AMS 6304, Diffused Nickel- Cadmium Plated, Hexagon Head, Drilled, .3125-24 UNJF-3A -----	707
MS9443	- Bolt, Machine-Steel, AMS 6304, Diffused Nickel- Cadmium Plated, Hexagon Head, Drilled, .375-24 UNJF-3A -----	707
MS9445	- Bolt, Machine-Steel AMS 6304, Diffused Nickel- Cadmium Plated, Hexagon Head, Drilled, .500-20 UNJF-3A -----	707
MS9447	- Bolt, Machine-Steel AMS 6304, Diffused Nickel- Cadmium Plated, Hexagon Head, Drilled, .625-18 UNJF-3A -----	707
MS9448	- Bolt, Machine-Steel AMS 6304, Diffused Nickel- Cadmium Plated, Hexagon Head, Drilled, .750-16 UNJF-3A -----	707
MS9449	- Screw, Machine-Steel AMS 6304, Diffused Nickel- Cadmium Plated, Hexagon Head, .138-40 UNJF-3A -	2011
MS9450	- Screw, Machine-Steel AMS 6304, Diffused Nickel- Cadmium Plated, Hexagon Head, .164-36 UNJF-3A -----	2011

		<u>SECTION</u>
MS9451	- Bolt, Machine-Steel AMS 6304, Diffused Nickel-Cadmium Plated, Hexagon Head, .190-32 UNJF-3A ---	708
MS9452	- Bolt, Machine-Steel AMS 6304, Diffused Nickel-Cadmium Plated, Hexagon Head, .250-28 UNJF-3A ---	708
MS9453	- Bolt, Machine-Steel AMS 6304, Diffused Nickel-Cadmium Plated, Hexagon Head, .3125-24 UNJF-3A -----	708
MS9454	- Bolt, Machine-Steel AMS 6304, Diffused Nickel-Cadmium Plated Hexagon Head, .375-24 UNJF-3A -----	708
MS9456	- Bolt, Machine-Steel AMS 6304, Diffused Nickel-Cadmium Plated, Hexagon Head, .500-20 UNJF-3A -----	708
MS9458	- Bolt, Machine-Steel AMS 6304, Diffused Nickel-Cadmium Plated, Hexagon Head, .625-18 UNJF-3A -----	708
MS9459	- Bolt, Machine-Steel AMS 6304, Diffused Nickel-Cadmium Plated, Hexagon Head, .750-16 UNJF-3A -----	708
MS9487	- Screw, Machine - Hexagon Head, Full Shank, AMS 5731, .138-40 UNJF-3A -----	2008
MS9488	- Screw, Machine - Hexagon Head, Full Shank, AMS 5731, .164-30 UNJF-3A -----	2008
MS9489	- Bolt, Machine - Hexagon Head, Full Shank, AMS 5731, .190-32 UNJF-3A -----	704
MS9490	- Bolt, Machine - Hexagon Head, Full Shank, AMS 5731, .250-28 UNJF-3A -----	704
MS9491	- Bolt, Machine - Hexagon Head, Full Shank, AMS 5731, .3125-24 UNJF-3A -----	704
MS9492	- Bolt, Machine - Hexagon Head, Full Shank, AMS 5731, .375-24 UNJF-3A -----	704
MS9494	- Bolt, Machine - Hexagon Head, Full Shank, AMS 5731, .500-20 UNJF-3A -----	704
MS9496	- Bolt, Machine - Hexagon Head, Full Shank, AMS 5731, .625-18 UNJF-3A -----	704
MS9497	- Bolt, Machine - Hexagon Head, Full Shank, AMS 5731, .750-16 UNJF-3A -----	704
MS9498	- Screw, Machine - Hexagon Head, Drilled, 1 Hole, Full Shank, AMS 5731, .138-40 UNJF-3A -----	2007
MS9499	- Screw, Machine - Hexagon Head, Drilled, 1 Hole, Full Shank, AMS 5731, .164-36 UNJF-3A -----	2007
MS9500	- Bolt, Machine - Hexagon Head, Drilled, 1 Hole, Full Shank, AMS 5731, .190-32 UNJF-3A -----	702
MS9501	- Bolt, Machine - Hexagon Head, Drilled, 1 Hole, Full Shank, AMS 5731, .250-28 UNJF-3A -----	702

MIL-STD-1251A

		<u>SECTION</u>
MS9502	- Bolt, Machine - Hexagon Head, Drilled, 1 Hole, Full Shank, AMS 5731, .3125-24 UNJF-3A -----	702
MS9503	- Bolt, Machine - Hexagon Head, Drilled, 1 Hole, Full Shank, AMS 5731, .375-24 UNJF-3A -----	702
MS9505	- Bolt, Machine - Hexagon Head, Drilled, 1 Hole, Full Shank, AMS 5731, .500-20 UNJF-3A -----	702
MS9507	- Bolt, Machine - Hexagon Head, Drilled, 1 Hole, Full Shank, AMS 5731, .625-18 UNJF-3A -----	702
MS9508	- Bolt, Machine - Hexagon Head, Drilled, 1 Hole, Full Shank, AMS 5731, .750-16 UNJF-3A -----	702
MS9516	- Screw, Machine-Steel, AMS 6322, Cadmium Plate, Hexagon Head, .138-40 UNJF-3A -----	2011
MS9517	- Screw, Machine-Steel, AMS 6322, Cadmium Plate, Hexagon Head, .164-36 UNJF-3A -----	2011
MS9518	- Bolt, Machine-Steel, AMS 6322, Cadmium Plate, Hexagon Head, .190-32 UNJF-3A -----	708
MS9519	- Bolt, Machine-Steel, AMS 6322, Cadmium Plate, Hexagon Head, .250-28 UNJF-3A -----	708
MS9520	- Bolt, Machine-Steel, AMS 6322, Cadmium Plate, Hexagon Head, .3125-24 UNJF-3A -----	708
MS9521	- Bolt, Machine-Steel, AMS 6322, Cadmium Plate, Hexagon Head, .375-24 UNJF-3A -----	708
MS9523	- Bolt, Machine-Steel, AMS 6322, Cadmium Plate, Hexagon Head, .500-20 UNJF-3A -----	708
MS9525	- Bolt, Machine-Steel, AMS 6322, Cadmium Plate, Hexagon Head, .625-18 UNJF-3A -----	708
MS9526	- Bolt, Machine-Steel, AMS 6322, Cadmium Plate, Hexagon Head, .750-16 UNJF-3A -----	708
MS9527	- Screw, Machine-Steel, AMS 6322, Cadmium Plate, Drilled, 1 Hole, Hexagon Head, .138-40 UNJF-3A -----	2010
MS9528	- Screw, Machine-Steel, AMS 6322, Cadmium Plate, Drilled, 1 Hole, Hexagon Head, .164-36 UNJF-3A -----	2010
MS9529	- Bolt, Machine-Steel, AMS 6322, Cadmium Plate, Drilled, 1 Hole, Hexagon Head, .190-32 UNJF-3A -----	706
MS9530	- Bolt, Machine-Steel, AMS 6322, Cadmium Plate, Drilled, 1 Hole, Hexagon Head, .250-28 UNJF-3A -----	706
MS9531	- Bolt, Machine-Steel, AMS 6322, Cadmium Plate, Drilled, 1 Hole, Hexagon Head, .3125-24 UNJF-3A -----	706

		<u>SECTION</u>
MS9532	- Bolt, Machine-Steel, AMS 6322, Cadmium Plate, Drilled, 1 Hole, Hexagon Head, .375-24 UNJF-3A -----	706
MS9534	- Bolt, Machine-Steel, AMS 6322, Cadmium Plate, Drilled, 1 Hole, Hexagon Head, .500-20 UNJF-3A -----	706
MS9536	- Bolt, Machine-Steel, AMS 6322, Cadmium Plate, Drilled, 1 Hole, Hexagon Head, .625-18 UNJF-3A -----	706
MS9537	- Bolt, Machine-Steel, AMS 6322, Cadmium Plate, Drilled, 1 Hole, Hexagon Head, .750-16 UNJF-3A -----	706
MS9583	- Bolt, Machine - Hexagon Head, Drilled, 6 Holes, Full Shank, AMS 5731, .190-32 UNJF-3A -----	703
MS9584	- Bolt, Machine - Hexagon Head, Drilled, 6 Holes, Full Shank, AMS 5731, .250-28 UNJF-3A -----	703
MS9585	- Bolt, Machine - Hexagon Head, Drilled, 6 Holes, Full Shank, AMS 5731, .3125-24 UNJF-3A -----	703
MS9586	- Bolt, Machine - Hexagon Head, Drilled, 6 Holes, Full Shank, AMS 5731, .375-24 UNJF-3A -----	703
MS9588	- Bolt, Machine - Hexagon Head, Drilled, 6 Holes, Full Shank, AMS 5731, .500-20 UNJF-3A -----	703
MS9590	- Bolt, Machine - Hexagon Head, Drilled, 6 Holes, Full Shank, AMS 5731, .625-18 UNJF-3A -----	703
MS9591	- Bolt, Machine - Hexagon Head, Drilled, 6 Holes, Full Shank, AMS 5731, .750-16 UNJF-3A -----	703
MS9622	- Screw, Machine - Hexagon Head, Drilled, 1 Hole, PD Shank, Titanium AMS 4967, .138-40 UNJF-3A -----	2010
MS9623	- Screw, Machine - Hexagon Head, Drilled, 1 Hole, PD Shank, Titanium AMS 4967, .164-36 UNJF-3A -----	2010
MS9624	- Bolt, Machine - Hexagon Head, Drilled, 1 Hole, PD Shank, Titanium AMS 4967, .190-32 UNJF-3A -----	706
MS9625	- Bolt, Machine - Hexagon Head, Drilled, 1 Hole, PD Shank, Titanium AMS 4967, .250-28 UNJF-3A -----	706

MIL-STD-1251A

		<u>SECTION</u>
MS9626	- Bolt, Machine - Hexagon Head, Drilled, 1 Hole, PD Shank, Titanium AMS 4967, .3125-24 UNJF-3A -----	706
MS9627	- Bolt, Machine - Hexagon Head, Drilled, 1 Hole, PD Shank, Titanium AMS 4967, .375-24 UNJF-3A -----	706
MS9629	- Bolt, Machine - Hexagon Head, Drilled, 1 Hole, PD Shank, Titanium AMS 4967, .500-20 UNJF-3A -----	706
MS9631	- Screw, Machine - Hexagon Head, PD Shank, Titanium AMS 4967, .138-40 UNJF-3A -----	2011
MS9633	- Bolt, Machine - Hexagon Head, PD Shank, Titanium AMS 4967, .190-32 UNJF-3A -----	708
MS9634	- Bolt, Machine - Hexagon Head, PD Shank, Titanium AMS 4967, .250-28 UNJF-3A -----	708
MS9635	- Bolt, Machine - Hexagon Head, PD Shank, Titanium AMS 4967, .3125-24 UNJF-3A -----	708
MS9636	- Bolt, Machine - Hexagon Head, PD Shank, Titanium AMS 4967, .375-24 UNJF-3A -----	708
MS9638	- Bolt, Machine - Hexagon Head, PD Shank, Titanium AMS 4967, .500-20 UNJF-3A -----	708
MS9640	- Screw, Machine - Hexagon Head, Drilled, 1 Hole, Full Shank, Titanium AMS 4967, .138-40 UNJF-3A -----	2007
MS9641	- Screw, Machine - Hexagon Head, Drilled, 1 Hole, Full Shank, Titanium AMS 4967, .164-36 UNJF-3A -----	2007
MS9642	- Bolt, Machine - Hexagon Head, Drilled, 1 Hole, Full Shank, Titanium AMS 4967, .190-32 UNJF-3A -----	702
MS9643	- Bolt, Machine - Hexagon Head, Drilled, 1 Hole, Full Shank, Titanium AMS 4967, .250-28 UNJF-3A -----	702
MS9644	- Bolt, Machine - Hexagon Head, Drilled, 1 Hole, Full Shank, Titanium AMS 4967, .3125-24 UNJF-3A -----	702
MS9645	- Bolt, Machine - Hexagon Head, Drilled, 1 Hole, Full Shank, Titanium AMS 4967, .375-24 UNJF-3A -----	702
MS9647	- Bolt, Machine - Hexagon Head, Drilled, 1 Hole, Full Shank, Titanium AMS 4967, .500-20 UNJF-3A -----	702
MS9649	- Screw, Machine - Hexagon Head, Full Shank, Titanium, AMS 4967, .138-40 UNJF-3A -----	2008
MS9650	- Screw, Machine - Hexagon Head, Full Shank, Titanium, AMS 4967, .164-36 UNJF-3A -----	2008

		<u>SECTION</u>
MS9651	- Bolt, Machine - Hexagon Head, Full Shank, Titanium, AMS 4967, .190-32 UNJF-3A -----	704
MS9652	- Bolt, Machine - Hexagon Head, Full Shank, Titanium, AMS 4967, .250-28 UNJF-3A -----	704
MS9653	- Bolt, Machine - Hexagon Head, Full Shank, Titanium, AMS 4967, .3125-24 UNJF-3A -----	704
MS9654	- Bolt, Machine - Hexagon Head, Full Shank, Titanium, AMS 4967, .375-24 UNJF-3A -----	704
MS9656	- Bolt, Machine - Hexagon Head, Full Shank, Titanium, AMS 4967, .500-20 UNJF-3A -----	704
MS9685	- Bolt, Machine - Hexagon Head, Drilled, 1 Hole, PD Shank, Steel AMS 6304, Diffused Nickel Cadmium Plate, .190-32 UNJF-3A -----	706
MS9686	- Bolt, Machine - Hexagon Head, Drilled, 1 Hole, PD Shank, Steel AMS 6304, Diffused Nickel Cadmium Plate, .250-28 UNJF-3A -----	706
MS9687	- Bolt, Machine - Hexagon Head, Drilled, 1 Hole, PD Shank, Steel AMS 6304, Diffused Nickel Cadmium Plate, .3125-24 UNJF-3A -----	706
MS9688	- Bolt, Machine - Hexagon Head, Drilled, 1 Hole, PD Shank, Steel AMS 6304, Diffused Nickel Cadmium Plate, .375-24 UNJF-3A -----	706
MS9690	- Bolt, Machine - Hexagon Head, Drilled, 1 Hole, PD Shank, Steel AMS 6304, Diffused Nickel Cadmium Plate, .500-20 UNJF-3A -----	706
MS9692	- Bolt, Machine - Hexagon Head, Drilled, 1 Hole, PD Shank, Steel AMS 6304, Diffused Nickel Cadmium Plate, .625-18 UNJF-3A -----	706
MS9693	- Bolt, Machine - Hexagon Head, Drilled, 1 Hole, PD Shank, Steel AMS 6304, Diffused Nickel Cadmium Plate, .750-16 UNJF-3A -----	706
MS9781	- Screw, Machine - Hexagon Head, Full Shank, AMS 5643, .138-40 UNJF-3A -----	2008
MS9782	- Screw, Machine - Hexagon Head, Full Shank, AMS 5643, .164-36 UNJF-3A -----	2008
MS9783	- Bolt, Machine - Hexagon Head, Full Shank, AMS 5643, .190-32 UNJF-3A -----	704
MS9784	- Bolt, Machine - Hexagon Head, Full Shank, AMS 5643, .250-28 UNJF-3A -----	704
MS9785	- Bolt, Machine - Hexagon Head, Full Shank, AMS 5643, .3125-24 UNJF-3A -----	704
MS9786	- Bolt, Machine - Hexagon Head, Full Shank, AMS 5643, .375-24 UNJF-3A -----	704
MS9788	- Bolt, Machine - Hexagon Head, Full Shank, AMS 5643, .500-20 UNJF-3A -----	704



MIL-STD-1251A

		<u>SECTION</u>
MS9790	- Bolt, Machine - Hexagon Head, Full Shank, AMS 5643, .625-18 UNJF-3A -----	704
MS9791	- Bolt, Machine - Hexagon Head, Full Shank, AMS 5643, .750-16 UNJF-3A -----	704
MS9792	- Screw, Machine - Hexagon Head, Drilled, 1 Hole, Full Shank, AMS 5643, .138-40 UNJF-3A -----	2007
MS9793	- Screw, Machine - Hexagon Head, Drilled, 1 Hole, Full Shank, AMS 5643, .164-36 UNJF-3A -----	2007
MS9794	- Bolt, Machine - Hexagon Head, Drilled, 1 Hole, Full Shank, AMS 5643, .190-32 UNJF-3A -----	702
MS9795	- Bolt, Machine - Hexagon Head, Drilled, 1 Hole, Full Shank, AMS 5643, .250-28 UNJF-3A -----	702
MS9796	- Bolt, Machine - Hexagon Head, Drilled, 1 Hole, Full Shank, AMS 5643, .3125-24 UNJF-3A -----	702
MS9797	- Bolt, Machine - Hexagon Head, Drilled, 1 Hole, Full Shank, AMS 5643, .375-24 UNJF-3A -----	702
MS9799	- Bolt, Machine - Hexagon Head, Drilled, 1 Hole, Full Shank, AMS 5643, .500-20 UNJF-3A -----	702
MS9801	- Bolt, Machine - Hexagon Head, Drilled, 1 Hole, Full Shank, AMS 5643, .625-18 UNJF-3A -----	702
MS9802	- Bolt, Machine - Hexagon Head, Drilled, 1 Hole, Full Shank, AMS 5643, .750-16 UNJF-3A -----	702
MS9803	- Screw, Machine - Hexagon Head, PD Shank, AMS 5643, .138-40 UNJF-3A -----	2011
MS9804	- Screw, Machine - Hexagon Head, PD Shank, AMS 5643, .164-36 UNJF-3A -----	2011
MS9805	- Bolt, Machine - Hexagon Head, PD Shank, AMS 5643, .190-32 UNJF-3A -----	708
MS9806	- Bolt, Machine - Hexagon Head, PD Shank, AMS 5643, .250-28 UNJF-3A -----	708
MS9807	- Bolt, Machine - Hexagon Head, PD Shank, AMS 5643, .3125-24 UNJF-3A -----	708
MS9808	- Bolt, Machine - Hexagon Head, PD Shank, AMS 5643, .375-24 UNJF-3A -----	708
MS9810	- Bolt, Machine - Hexagon Head, PD Shank, AMS 5643, .500-20 UNJF-3A -----	708
MS9812	- Bolt, Machine - Hexagon Head, PD Shank, AMS 5643, .625-18 UNJF-3A -----	708
MS9813	- Bolt, Machine - Hexagon Head, PD Shank, AMS 5643, .750-16 UNJF-3A -----	708
MS9814	- Screw, Machine - Hexagon Head, Drilled, 1 Hole, PD Shank, AMS 5643, .138-40 UNJF-3A -----	2010
MS9815	- Screw, Machine - Hexagon Head, Drilled, 1 Hole, PD Shank, AMS 5643, .164-36 UNJF-3A -----	2010



		<u>SECTION</u>
MS9816	- Bolt, Machine - Hexagon Head, Drilled, 1 Hole, PD Shank, AMS 5643, .190-32 UNJF-3A -----	706
MS9817	- Bolt, Machine - Hexagon Head, Drilled, 1 Hole, PD Shank, AMS 5643, .250-28 UNJF-3A -----	706
MS9818	- Bolt, Machine - Hexagon Head, Drilled, 1 Hole, PD Shank, AMS 5643, .3125-24 UNJF-3A -----	706
MS9819	- Bolt, Machine - Hexagon Head, Drilled, 1 Hole, PD Shank, AMS 5643, .375-24 UNJF-3A -----	706
MS9821	- Bolt, Machine - Hexagon Head, Drilled, 1 Hole, PD Shank, AMS 5643, .500-20 UNJF-3A -----	706
MS9823	- Bolt, Machine - Hexagon Head, Drilled, 1 Hole, PD Shank, AMS 5643, .625-18 UNJF-3A -----	706
MS9824	- Bolt, Machine - Hexagon Head, Drilled, 1 Hole, PD Shank, AMS 5643, .750-16 UNJF-3A -----	706
MS9957	- Bolt, Machine - Hexagon Head, Drilled, 6 Hole, PD Shank, Steel AMS 6322, Cadmium Plated, .190-32 UNJF-3A -----	707
MS9958	- Bolt, Machine, Hexagon Head, Drilled, 6 Hole, PD Shank, Steel AMS 6322, Cadmium Plated, .250-28 UNJF-3A -----	707
MS9959	- Bolt, Machine, Hexagon Head, Drilled, 6 Hole, PD Shank, Steel AMS 6322, Cadmium Plated, .3125-24 UNJF-3A -----	707
MS9960	- Bolt, Machine, Hexagon Head, Drilled, 6 Hole, PD Shank, Steel AMS 6322, Cadmium Plated, .375-24 UNJF-3A -----	707
MS9962	- Bolt, Machine, Hexagon Head, Drilled, 6 Hole, PD Shank, Steel AMS 6322, Cadmium Plated, .500-20 UNJF-3A -----	707
MS9964	- Bolt, Machine, Hexagon Head, Drilled, 6 Hole, PD Shank, Steel AMS 6322, Cadmium Plated, .625-18 UNJF-3A -----	707
MS9965	- Bolt, Machine, Hexagon Head, Drilled, 6 Hole, PD Shank, Steel AMS 6322, Cadmium Plated, .750-16 UNJF-3A -----	707
MS16992	- Bolt, (Screw), Lag, Hex Head, Gimlet Point -----	601
MS18153	- Screw, Cap, Hexagon Head (Finished Hexagon Bolt), Head Drilled for Locking Wire, Alloy Steel, Grade 8 Cadmium Plated, UNF-2A, Plain and Self-Locking -----	801/1401
MS18154	- Screw, Cap, Hexagon Head (Finished Hexagon Bolt), Head Drilled for Locking Wire, Alloy Steel, Grade 8, Cadmium Plated, UNC-2A, Plain and Self-Locking -----	801/1401

MIL-STD-1251A

		<u>SECTION</u>
MS18211	- Screw, Machine - 80° and 100°, Flat Countersunk Head, Slotted, Plastic, (Nylon) -----	2002/2004
MS18212	- Screw, Machine - Pan Head, Slotted, Plastic (Nylon), UNC-2A -----	2013
MS20004 thru MS20024	- Bolts, Internal Wrenching, 160 ksi Ft <sub>u</sub> and 96 ksi Fs <sub>u</sub> -----	501
MS20033 thru MS20046 MS20073	- Bolt, Machine, Hexagon Head, 1200°F -----	705
	- Bolt, Machine, Aircraft, Drilled Head, Fine Thread -----	705
MS20074	- Bolt, Machine, Aircraft, Drilled Head, Coarse Thread -----	705
MS21090	- Screw, Self-Locking, 250°F, Steel 55 ksi Ft <sub>u</sub> , Pan Head, Cross Recessed -----	2109
MS21091	- Bolt, Self-Locking, 250°F, Steel, 75 ksi Fs <sub>u</sub> , 125 ksi Ft <sub>u</sub> , 100° Flush Head, Cross Recessed ---	2106
MS21092	- Bolt, Self-Locking, 250°F, CRES, 48 ksi Fs <sub>u</sub> , 80 ksi Ft <sub>u</sub> , 100° Flush Head Cross Recessed -----	2106
MS21093	- Screw, Self-Locking, 250°F, Steel, 55 ksi Ft <sub>u</sub> , 100° Flat Head, Cross Recessed -----	2105
MS21094	- Bolt, Self-Locking, 250°F, Steel, 75 ksi Fs <sub>u</sub> , 125 ksi Ft <sub>u</sub> , Hex Head -----	803
MS21095	- Bolt, Self-Locking, 250°F, CRES, 48 ksi Fs <sub>u</sub> , 80 ksi Ft <sub>u</sub> , Hex Head -----	803/2107
MS21096	- Bolt, Self-Locking, 250°F, Steel 75 ksi Fs <sub>u</sub> , 125 ksi Ft <sub>u</sub> , Pan Head, Cross Recessed -----	2110
MS21097	- Bolt, Self-Locking, 250°F, CRES, 48 ksi Fs <sub>u</sub> , 80 ksi Ft <sub>u</sub> , Pan Head, Cross Recessed -----	2110
MS21125	- Bolt, Self-Retaining, Positive Locking, CRES, 90 ksi Fs <sub>u</sub> , Pan Head, 450°F & 650°F -----	203
MS21130	- Bolt, Self-Retaining, Positive Locking, CRES, 90 ksi Fs <sub>u</sub> , 100° Flush Head, 450°F & 650°F -----	203
MS21134	- Bolt, Tension, Steel 180 ksi Ft <sub>u</sub> , 450°F., External Wrenching, Spline Drive, Flanged Head -----	904
MS21296	- Bolt, Tension, Steel, 260 ksi Ft <sub>u</sub> , 450°F., External Wrenching, Spline Drive, Flanged Head -----	904
MS21297	- Bolt, Tension, Steel, 220 ksi Ft <sub>u</sub> , 450°F., External Wrenching, Spline Drive, Flanged Head -----	904
MS21316	- Thumbscrew (Shouldered), Flat Point, Carbon Steel, Cadmium Plated, UNC-2A -----	2701
MS21318	- Screw, Drive, Round Head, Type U, Steel, Carbon, Cadmium Plated -----	1701

		<u>SECTION</u>
MS24625	- Screw, Tapping-Thread Cutting, Type BF or BT, Pan Head, Cross Recessed, Carbon Steel -----	2303
MS24627	- Screw, Tapping-Thread Cutting, Types D, F, G, or T, Flat 82° Countersunk Head, Cross Recessed, Carbon Steel -----	2301
MS24628	- Screw, Tapping-Thread Cutting, Types D, F, G, or T, Flat 82° Countersunk Head, Cross Recessed, Corrosion-Resisting Steel -----	2301
MS24629	- Screw, Tapping-Thread Cutting, Types D, F, G, or T Pan Head, Cross Recessed, Steel, Carbon Cadmium Plated -----	2303
MS24630	- Screw, Tapping-Thread Cutting, Types D, F, G, or T Pan Head, Cross Recessed, Corrosion Resisting Steel -----	2303
MS24667	- Screw, Cap-Socket Head, Flat Countersunk, 82°, Alloy Steel, UNC-3A -----	2003/2103
MS24671	- Screw, Cap, Socket-Head - Flat Countersunk, 82° Corrosion-Resisting Steel, UNC-3A -----	2003
MS24693	- Screw, Machine, Flat Countersunk Head, 100°, Cross Recessed, UNC-2A and UNF-2A (IN./MM) -----	2005
MS24694	- Screw, Machine, Flat Countersunk Head, 100°, Structural, Cross Recessed, UNC-3A and UNF-3A --	2006
MS27039	- Screw, Machine - Pan Head, Structural, Cross Recessed -----	2014
MS27576	- Bolt, Self-Retaining, Impedance Type, 95 ksi Fsu, Hex Head, 450°F -----	202
MS27577	- Bolt, Self-Retaining, Impedance Type, 95 ksi Fsu, 100° Flush Head, 450°F -----	202
MS35190	- Screw, Machine - 82° Flat Countersunk Head, Cross-Recessed, Carbon Steel, Cadmium Plated, UNC-2A -----	2003/2103
MS35191	- Screw, Machine - 82° Flat Countersunk Head, Cross-Recessed, Carbon Steel, Cadmium Plated, UNF-2A -----	2003/2103
MS35198	- Screw, Machine - Flat Countersunk Head, 82°, Cross-Recessed, Brass, Black Chemical Finish, UNC-2A -----	2003
MS35199	- Screw, Machine - Flat Countersunk Head, 82°, Cross-Recessed, Brass, Black Chemical Finish, UNF-2A -----	2003
MS35202	- Screw, Machine - Flat Countersunk Head, 82°, Cross Recessed, Aluminum Alloy, Anodic Coated, UNC-2A -----	2003
MS35203	- Screw, Machine - Flat Countersunk Head, 82°, Cross-Recessed, Aluminum Alloy, Anodic Coated, UNF-2A -----	2003

MIL-STD-1251A

	<u>SECTION</u>
MS35206	- Screw, Machine - Pan Head, Cross-Recessed, Carbon Steel, Cadmium Plated, UNC-2A (IN./MM) --- 2013
MS35207	- Screw, Machine, Pan Head, Cross-Recessed, Carbon Steel, Cadmium Plated, UNF-2A (IN./MM) --- 2013
MS35214	- Screw, Machine - Pan Head, Cross-Recessed, Brass, UNC-2A ----- 2013
MS35215	- Screw, Machine - Pan Head, Cross-Recessed, Brass, UNF-2A ----- 2013
MS35218	- Screw, Machine - Pan Head, Cross-Recessed, Aluminum Alloy, UNC-2A ----- 2013
MS35219	- Screw, Machine - Pan Head, Cross-Recessed, Aluminum Alloy, UNF 2A ----- 2013
MS35265	- Screw, Machine - Drilled Fillister Head, Slotted, Carbon Steel, UNC-2A ----- 2001
MS35266	- Screw, Machine - Drilled Fillister Head, Slotted, Carbon Steel, UNF-2A ----- 2001
MS35273	- Screw, Machine - Drilled Fillister Head, Slotted, Brass, Black Chemical Finish, UNC-2A ----- 2001
MS35274	- Screw, Machine - Drilled Fillister Head, Slotted, Brass, Black Chemical Finish, UNF-2A ----- 2001
MS35275	- Screw, Machine - Drilled Fillister Head, Slotted, Corrosion Resisting Steel, Passivated, UNC-2A --- 2001
MS35276	- Screw, Machine - Drilled Fillister Head, Slotted, Corrosion Resisting Steel, Passivated, UNF-2A --- 2001
MS35277	- Screw, Machine - Drilled Fillister Head, Slotted, Aluminum Alloy, UNC-2A ----- 2001
MS35278	- Screw, Machine - Drilled Fillister Head, Slotted, Aluminum Alloy, UNF-2A ----- 2001
MS35307	- Screw, Cap, Hexagon Head (Finished Hexagon Bolt), Steel, Corrosion Resisting, Passivated, UNC-2A -- 1403
MS35308	- Screw, Cap, Hexagon Head (Finished Hexagon Bolt), Steel, Corrosion Resisting, Passivated, UNF-2A -- 1403
MS35309	- Screw, Cap, Hexagon Head - Naval Brass, Plain Finish, UNC-2A ----- 1403
MS35310	- Screw, Cap, Hexagon Head - Naval Brass, Plain Finish, UNF-2A ----- 1403
MS35355	- Bolt, Machine, Square Head, Steel, Cadmium or Zinc Plated, UNC-2A ----- 709
MS35492	- Screw, Wood, Flat Head, Cross-Recessed, Steel and Brass ----- 2501
MS35494	- Screw, Wood, Flat Head, Slotted, Steel and Brass ----- 2501
MS35646	- Screw, Eye - Steel or Brass ----- 1801
MS35751	- Bolt, Square Neck, Round Head, (Carriage), Steel, Cadmium or Zinc Plated, UNC-2A ----- 1101

	<u>SECTION</u>
MS51021	- Setscrew - Hexagon Socket, Cup Point, Corrosion-Resisting Steel, Passivated, UNC-3A, Plain and Self-Locking ----- 2602
MS51023	- Setscrew - Hexagon Socket, Cup Point, Corrosion-Resisting Steel, Passivated, UNF-3A, Plain and Self-Locking ----- 2602
MS51029	- Setscrew - Hexagon Socket, Flat Point, Corrosion-Resisting Steel, Passivated, UNC-3A, Plain and Self-Locking ----- 2603
MS51031	- Setscrew - Hexagon Socket, Flat Point, Corrosion-Resisting Steel, Passivated, UNF-3A, Plain and Self-Locking ----- 2603
MS51038	- Setscrew - Hexagon Socket, Cone Point, Corrosion-Resisting Steel, Passivated, UNC-3A and UNF-3A, Plain and Self-Locking ----- 2601
MS51099	- Screw, Cap, Hexagon Head (Finished Hexagon Bolt), Head Drilled for Locking Wire, Steel, Corrosion-Resisting, Passivated, UNC-2A ----- 1401
MS51100	- Screw, Cap, Hexagon Head (Finished Hexagon Bolt), Head Drilled for Locking Wire, Steel, Corrosion-Resisting, Passivated, UNF-2A ----- 1401
MS51105	- Screw, Cap, Hexagon Head (Finished Hexagon Bolt), Shank Drilled for Cotter Pin, Steel, Grade 5, Cadmium Plated, UNC-2A ----- 1402
MS51106	- Screw, Cap, Hexagon Head (Finished Hexagon Bolt), Shank Drilled for Cotter Pin, Steel, Grade 5, Cadmium Plated, UNF-2A ----- 1402
MS51109	- Screw, Cap, Hexagon Head (Finished Hexagon Bolt), Shank Drilled for Cotter Pin, Steel Corrosion-Resisting, Passivated, UNC-2A ----- 1402
MS51110	- Screw, Cap, Hexagon Head (Finished Hexagon Bolt), Shank Drilled for Cotter Pin, Steel, Corrosion-Resisting, Passivated, UNF-2A ----- 1402
MS51849	- Screw, Machine-Steel, Hexagon Head, Slotted, UNF-2A and UNC-2A ----- 2009
MS51850	- Screw, Tapping-Thread Forming, Type AB, Hexagon Head, Slotted ----- 2402
MS51861	- Screw, Tapping-Thread Forming, Type AB, Pan Head, Cross-Recessed ----- 2403
MS51862	- Screw, Tapping-Thread Forming, Type AB, Flat 82° Countersunk Head, Cross-Recessed ----- 2401
MS51863	- Screw, Tapping - High Performance, Thread Rolling, Types SF, SW and TT, Pan Head, Cross-Recessed ----- 2303
MS51869	- Screw, Tapping - High Performance, Thread Rolling, Types SF,SW and TT, Hexagon Washer Head 2302

MIL-STD-1251A

	<u>SECTION</u>
MS51870	- Screw, Tapping-High Performance, Thread Rolling, Types SF, SW and TT, Flat Countersunk Head, Cross-Recessed ----- 2301
MS51871	- Screw, Tapping-High Performance, Zone Hardened Structural Thread Rolling, Hexagon Washer Head ----- 2402
MS51937	- Bolt, Eye - Shoulder ----- 302
MS51957	- Screw, Machine - Pan Head, Cross-Recessed, Corrosion Resisting Steel, UNC-2A ----- 2013
MS51958	- Screw, Machine - Pan Head, Cross-Recessed, Corrosion Resisting Steel, UNF-2A ----- 2013
MS51959	- Screw, Machine - Flat Countersunk Head, 82°, Cross-Recessed, Corrosion Resisting Steel, UNC-2A ----- 2003
MS51960	- Screw, Machine-Flat Countersunk Head, 82°, Cross-Recessed, Corrosion Resisting Steel, UNF-2A ----- 2003
MS51963	- Setscrew - Hexagon Socket, Cup Point, Alloy Steel, Cadmium Plated, UNC-3A, Plain and Self-Locking ----- 2602
MS51964	- Setscrew - Hexagon Socket, Cup Point, Alloy Steel, Cadmium Plated, UNF-3A, Plain and Self-Locking ----- 2602
MS51965	- Setscrew - Hexagon Socket, Flat Point, Alloy Steel, Cadmium Plated, UNC-3A, Plain and Self-Locking ----- 2603
MS51966	- Setscrew - Hexagon Socket, Flat Point, Alloy Steel, Cadmium Plated, UNF-3A, Plain and Self-Locking ----- 2603
MS51973	- Setscrew - Hexagon Socket, Cone Point, Alloy Steel, Cadmium Plated, UNC-3A, Plain and Self-Locking ----- 2601
MS51974	- Setscrew - Hexagon Socket, Cone Point, Alloy Steel, Cadmium Plated, UNF-3A, Plain and Self-Locking ----- 2601
MS51975	- Screw, Shoulder-Socket Head, Hexagon, Alloy Steel, Cadmium Plated, UNC-3A ----- 1504
MS51977	- Setscrew - Hexagon Socket, Half-Dog Point, Alloy Steel, Cadmium Plated, UNC-3A ----- 2604
MS51981	- Setscrew - Hexagon Socket, Oval Point, Alloy Steel, Cadmium Plated, UNC-3A ----- 2605
MS90727	- Screw, Cap, Hexagon Head, (Finished Hexagon Bolt), Alloy Steel, Grade 8, Cadmium Plated, UNF-2A, Plain and Self-Locking ----- 802/1403

	<u>SECTION</u>
MS90728 - Screw, Cap, Hexagon Head (Finished Hexagon Bolt), Alloy Steel, Grade 8, Cadmium Plated, UNC-2A Plain and Self-Locking -----	802/1403
 AIR FORCE - NAVY AERONAUTICAL	
AN3 thru - Bolt, Machine, Aircraft -----	705
AN20	
AN21 thru - Bolt, Clevis -----	101
AN37	
AN42 thru - Bolt, Eye -----	301
AN49	
AN173 thru - Bolt, Machine, Close Tolerance, Aircraft -----	201
AN186	

(Copies of specifications, standards, drawings, and publications required by contractors in connection with specific procurement functions should be obtained from the procuring activity or as directed by the contracting officer.)

2.2 Other publications. The following documents form a part of this standard to the extent specified herein. Unless otherwise indicated, the issue in effect on date of invitation for bids or request for proposal apply.

#### AEROSPACE INDUSTRIES ASSOCIATION OF AMERICA, INC. (AIA)

NATIONAL AEROSPACE STANDARDS	<u>SECTION</u>
NAS28 - Bolt - Tee Head -----	1201
NAS144 thru - Bolt - Internal Wrenching Steel, 1/4-28 thru	
NAS158 1-1/8-12 -----	501
NAS172 - Bolt - Internal Wrenching, Steel, 1.2500-12 --	501
NAS176 - Bolt - Internal Wrenching, Steel, 1.5000-12 --	501
NAS333 thru - Bolt - 100°, Close Tolerance, High Strength --	1603
NAS340	
NAS428 - Bolt - Machine-Crowned Hexagon Head, Adjusting -----	701
NAS501 - Bolt - Stabilized-Non-Magnetic Corr Res Steel -----	705
NAS514 - Screw - Machine, 100°, Flat Head, Full Threaded, Alloy Steel -----	2005
NAS517 - Screw - 100° Close Tolerance Flat Head 160,000 PSI -----	2006
NAS560 - Screw - Machine, Non-Magnetic High Temperature, Structural, 100° Flush Head -----	2006
NAS563 thru - Bolt - Full Threaded, 160 ksi Steel, Drilled	
NAS572 Head -----	701



MIL-STD-1251A

		<u>SECTION</u>
NAS583 thru	- Bolt - 100° Flush Tension Head, "Hi-Torque"	
NAS590	Recess, Alloy Steel, 160,000 PSI -----	1603
NAS600 thru	- Screw - Machine-Aircraft, Pan Head, Phillips	
NAS606	Recess Full Threaded, Alloy Steel -----	2013
NAS623	- Screw - Machine, Aircraft, Pan Head, Phillips	
	Recess, Short Thread, 60,000 PSI Alloy Steel --	2014
NAS653 thru	- Bolt - Close Tolerance - Hexagon Head, Titanium,	
NAS658	Short Thread, .190 to .500 -----	201
NAS662	- Screw, Machine, Flathead, 100° Plain and	
	Self-Locking -----	2004/2104
NAS673 thru	- Bolt - Close Tolerance-Hexagon Head, Titanium,	
NAS678	.190 to .500 -----	201
NAS721	- Screw, Miniature, Fillister Head -----	1901
NAS722	- Screw, Miniature, Pan Head -----	1901
NAS723	- Screw, Miniature 100°, Flat Head -----	1901
NAS724	- Screw, Miniature, Binding Head -----	1901
NAS1003 thru	- Bolt, Machine, Hexagon Head, Non-Magnetic,	
NAS1020	& Heat Resistant -----	705
NAS1096	- Screw, Hex Head, Recessed, Full Thread -----	2009
NAS1100	- Screw, Machine, Pan Head, Full Thread,	
	Torq-Set -----	2013
NAS1101	- Screw, Machine-Flat Fillister Head, Full Thread,	
	Torq-Set -----	2001
NAS1102	- Screw, Machine-Flat 100° Head, Full Thread,	
	Torq-Set -----	2005
NAS1121 thru	- Screw, Machine-Flat Fillister Head, Close Tol,	
NAS1128	Short Thd, Torq-Set -----	1602
NAS1131 thru	- Screw, Machine, Pan Head, Close Tol, Short	
NAS1138	Thd, Torq-Set -----	1605
NAS1141 thru	- Screw, Machine, Pan Head, Modified Close Tol,	
NAS1148	Short Thd, Torq-Set -----	1605
NAS1151 thru	- Screw, Machine, Flat 100° Head, Close Tol,	
NAS1158	Short Thd, Torq-Set -----	1603
NAS1161 thru	- Screw, Self-Locking-Flat 100° Head, Shear,	
NAS1168	Torq-Set -----	1604
NAS1171 thru	- Screw, Self-Locking-Pan Head, Shear, Torq-	
NAS1178	Set -----	1605
NAS1181 thru	- Screw, Self-Locking-Flat Fillister Head, Close	
NAS1188	Tol, Torq-Set -----	1602
NAS1189	- Screw, Self-Locking-Flat 100° Head, Full	
	Thread -----	2105
NAS1190	- Screw, Self-Locking, Pan Head, Full Thread ----	2109
NAS1191	- Screw, Self-Locking-Flat Fillister Head, Full	
	Thread -----	2102
NAS1202 thru	- Bolt, 100° Close Tolerance Head and Shank,	
NAS1210	160,000 PSI Short Thread -----	1603



		<u>SECTION</u>
NAS1216	- Bolt, Flat Pan Head, "Hi-Torque" Recess, Full Thread -----	2012
NAS1219	- Bolt, 100° Flush, Tension Head, "Hi-Torque" Recess, Full Thread -----	2004
NAS1221	- Bolt, 100° Flush Tension Head, "Hi-Torque" Recess, Long Thread -----	2006/2106
NAS1223 thru NAS1235	- Bolt, Shear-Hexagon Head, Self-Locking -----	201/902
NAS1261 thru NAS1265	- Bolt, Hex Head, Close Tolerance, Short Thread, Titanium Alloy -----	201
NAS1266 thru NAS1270	- Bolt, Hex Head, Close Tolerance, Titanium Alloy -----	201
NAS1297	- Bolt, Shoulder, Hexagon Head -----	1001/2203
NAS1298	- Screw, Brazier Head, Shoulder -----	2201
NAS1299	- Screw 100° Flat Head, Shoulder -----	2202
NAS1303 thru NAS1320 NAS1351	- Bolt, Shear-Hexagon Head -----	901
NAS1352	- Screw, Cap, Socket Head-Undrilled and Drilled, Plain and Self-Locking, Alloy Steel and Corrosion Resisting Steel, UNRF-3A -----	1502/2101
NAS1402 thru NAS1406	- Screw, Cap, Socket Head-Undrilled and Drilled, Plain and Self-Locking, Alloy Steel and Corrosion Resisting Steel, UNRC-3A -----	1502/2101
NAS1406	- Screw, Machine, Aircraft, Pan Head, Phillips Recess 160,000 PSI Tensile -----	2014
NAS1578	- Bolt, Flat, Pan Head -----	1605
NAS1580	- Bolt, 100° Flush Tension Head -----	1603
NAS1581	- Bolt, 100° Flush Shear Head -----	1603
NAS1588	- Bolt, Shear, Hex Head, 1200°F. -----	901
NAS1620 thru NAS1628	- Screw, Machine-Flat 100° Head, Short Thread, Torq-Set -----	2006
NAS1630 thru NAS1634	- Screw, Machine-Pan Head, Short Thread, Torq-Set -----	2014
NAS1635	- Screw, Machine-Pan Head, Cross Recessed, Full Thread -----	2013/2109
NAS1790	- Bolt, 100° Flush Head, Hi-Torque Recess, 160,000 PSI UTS -----	1604
NAS1801	- Screw, Hex Head, Phillips Recess, Full Thread, Alloy Steel, 160,000 PSI Tensile -----	2009
NAS1802	- Screw, Hex Head, Phillips Recess, Full Thread, A-286 CRES, 160,000 PSI Tensile -----	2009
NAS1953 thru NAS1970	- Bolt, Shear, Hexagon Head, 180 ksi -----	901
NAS1972 thru NAS1980	- Bolt, Flat 100° Head, Torq-Set and Hi-Torque, 180 ksi-----	1603

MIL-STD-1251A

	<u>SECTION</u>
NAS1982 thru - Bolt, Brazier Head, Torq-Set and Hi-Torque NAS1990 180 ksi -----	1601
NAS1992 thru - Bolt, Flat, 100° Reduced Head, Torq-Set and NAS2000 Hi-Torque, 180 ksi Shear -----	1603
NAS2803 thru - Bolt, 100° Head, "Torq-Set", Close Tolerance, NAS2810 180,000 PSI -----	1603
NAS3103 thru - Bolt, U -----	1301
NAS3110	
NAS3203 thru - Bolt, Hook -----	401
NAS3210	
NAS3303 thru - Bolt, U, Strap Type -----	1301
NAS3305	
NAS6203 thru - Bolt, Hex Head, Close Tolerance, Alloy Steel, NAS6220 Short Thread, Self-Locking & Non-Locking -----	903
NAS6303 thru - Bolt, Hex Head, Close Tolerance, A-286, Short NAS6320 Thread, Self-Locking & Non-Locking -----	903
NAS6403 thru - Bolt, Hex Head, Close Tolerance, 6AL-4V NAS6420 Titanium, Alloy, Short Thread, Self-Locking & Non-Locking -----	903
NAS6604 thru - Bolt, Hex Head, Close Tolerance, Alloy Steel, NAS6620 Long Thread, Self-Locking & Non-Locking -----	903
NAS6704 thru - Bolt, Hex Head, Close Tolerance, A286 CRES, NAS6720 Long Threads, Self-Locking & Non-Locking -----	903
NAS6803 thru - Bolt, Hex Head, Close Tolerance, 6AL-4V NAS6820 Titanium Alloy, Long Thread, Self-Locking & Non-Locking -----	903

(Application for copies should be addressed to the Aerospace Industries Association of America, Inc., 1725 DeSales Street, Washington, DC 20036.)

(Technical society and technical association specifications and standards are generally available for reference from libraries. They are also distributed among technical groups and using Federal agencies).

### 3. DEFINITIONS

3.1 Adopted Industry Standards. Any Industry Specification or Standard which is listed in this Standard/The Department of Defense Index of Specifications and Standards. (DODISS).

3.2 Commodity Type Document. A document which lists preferred parts within a Federal Supply Classification class or Item Name. This document is to be used for selecting preferred parts for a new design when the document is invoked as a contractual requirement in conjunction with a parts control requirement.

3.3 End Use Type Document. A document that lists preferred documents and establishes parts requirements which are contractually binding for the design and construction/manufacture of a weapon system or an established equipment category such as MIL-STD-1515.

3.4 Military Parts Control Advisory Group (MPCAG). A Department of Defense organization which provides advice to the Military Departments and military contractors on the selection of parts in assigned commodity classes, and collects data on nonstandard parts for developing or updating military specifications and standards.

3.5 Approved Item Names. Approved item names used in this standard are defined in the following paragraphs corresponding to the section numbers:

(100) BOLT, CLEVIS. An externally threaded fastener whose threaded and unthreaded portions are of one nominal diameter and are separated by a narrow circumferential groove. The head has a recess for holding or driving.

(200) BOLT, CLOSE TOLERANCE. An externally threaded fastener whose unthreaded portion is of a specified grip length and is machined to a tolerance of .001 inch or less. Items over 1.000 inch in diameter shall have a tolerance of .0015 inch or less. The nominal major diameter of the threads shall be at least .001 inch below the minimum shank diameter, but not below the minimum major diameter for applicable class of fit, as shown in FED-STD-H28. The head is designed for external wrenching. The minimum tensile strength shall be less than 160,000 pounds per square inch.

(300) BOLT, EYE. An externally threaded device whose threaded portion is of one nominal diameter, without a head, but with the unthreaded end either bent more than 225 degrees or cast, forged, or punched to resemble an eye.

(400) BOLT, HOOK. An externally threaded device whose threaded portion is of one nominal diameter, without a head but with the unthreaded end bent not over 225 degrees.

(500) BOLT, INTERNAL WRENCHING. An externally threaded fastener whose threaded portion is of one nominal diameter. The head is beveled (conical) in shape and has an internal socket for internal wrenching.

(600) BOLT, LAG. An externally threaded fastener having a square or hexagon head and with a continuous thread (wood screw type or fether drive type) extending from a gimlet or cone point for a distance of slightly more than one-half the length of the bolt.

## MIL-STD-1251A

(700) BOLT, MACHINE. An externally threaded fastener whose threaded and unthreaded portions are each of one nominal diameter, .190 inch or larger. The length of the unthreaded portion (of hexagon head fasteners) is controlled and is machined to a tolerance greater than that specified for BOLT, CLOSE TOLERANCE. The head is designed for external wrenching only. If head also contains recess, slot or socket, use SCREW, MACHINE.

(800) BOLT, SELF-LOCKING. A BOLT, MACHINE or SCREW, CAP, HEXAGON HEAD with the added characteristic of a locking feature incorporated in the design of the head or in the threads.

(900) BOLT, SHEAR. A BOLT, CLOSE TOLERANCE except that item is fabricated from material having a minimum tensile strength of 160,000 pounds per square inch or greater.

(1000) BOLT, SHOULDER. A BOLT, MACHINE or SCREW, CAP HEXAGON HEAD that has a round unthreaded neck or shank, all or part of which is of greater diameter than the threaded portion.

(1100) BOLT, SQUARE NECK. A headed externally threaded fastener whose threaded portion is of one nominal diameter, with a square neck directly beneath the head.

(1200) BOLT, TEE HEAD. An externally threaded fastener whose threaded portion is of one nominal diameter and with a head specifically designed to fit in a slot and hold against turning.

(1300) BOLT, U. An externally threaded fastener bent approximately 180 degrees in the shape of the letter U and with both ends threaded.

(1400) SCREW, CAP, HEXAGON HEAD. A BOLT, MACHINE, HEXAGON HEAD except that the length of the unthreaded portion is not controlled.

(1500) SCREW, CAP, SOCKET HEAD. An externally threaded fastener whose threaded portion is of one nominal diameter. The head is cylindrical in shape and has an internal socket or multiple spline for use with an inserted driver. Excludes items with bevel (conical) heads.

(1600) SCREW, CLOSE TOLERANCE. A BOLT, CLOSE TOLERANCE except that the head has an internal socket, recess, or slot and the minimum tensile strength may be any value.

(1700) SCREW, DRIVE. A hardened cylindrical fastener with multiple spiral flutes on its shank. It also has an end smaller in diameter than the outside diameter of the spiral flutes, which acts as a pilot when driven into a drilled hole.

(1800) SCREW, EYE. A fastening device with one end formed in the shape of an eye and the other end threaded with a lag or wood screw type of thread.

(1900) SCREW, INSTRUMENT. A SCREW, MACHINE except that the thread diameter is less than .060 inch.

(2000) SCREW, MACHINE. An externally threaded fastener whose threaded portion is of one nominal diameter. The unthreaded portion has a tolerance greater than that specified for BOLT, CLOSE TOLERANCE. For thread sizes .060 thru .164 inch, any head may be used except SCREW, CAP, SOCKET HEAD or BOLT, INTERNAL WRENCHING. For thread sizes .190 and larger, any recess, slot or socket (except SCREW, CAP, SOCKET HEAD, or BOLT, INTERNAL WRENCHING) head may be used.

(2100) SCREW, SELF-LOCKING. A SCREW, MACHINE or SCREW, CAP, SOCKET HEAD with the added characteristic of a locking feature incorporated in the design of the head or in the threads.

(2200) SCREW, SHOULDER. A SCREW, MACHINE except that it has a round unthreaded neck or shank, all or part of which is of greater diameter than the threaded portion.

(2300) SCREW, TAPPING, THREAD CUTTING. A hardened externally threaded fastener whose thread extends from a tapered end to the bearing surface of the head and is interrupted by flutes or slots to permit cutting its own mating thread.

(2400) SCREW, TAPPING THREAD FORMING. A hardened externally threaded fastener whose thread usually extends from a gimlet or dog type point to the bearing surface of the head and designed to form its own mating thread.

(2500) SCREW, WOOD. A unhardened externally threaded fastener whose continuous thread extends from a gimlet point for a distance of approximately two-thirds of the length of the screw and which is designed to be driven with an inserted driver.

(2600) SETSCREW. An externally threaded device whose threaded portion is one of nominal diameter with or without a head and having a cup, cone or other type of machined point designed to prevent or restrict relative movement of parts and designed to be driven with either a wrench or inserted driver.

(2700) THUMBSCREW. An externally threaded fastener whose threaded portion is of one nominal diameter. It may have an unthreaded portion with a diameter less than, equal to, or greater than the diameter of the threaded portion. It has either a vertically flattened, circular knurled, or wing type head, all of which are designed for rotation by the thumb and fingers. For items having wrenching facilities such as socket recess, multiple spline, or slot heads, use SCREW (as modified) or BOLT (as modified).

MIL-STD-1251A

3.6 Modifiers. Modifiers added to the approved item names used in this standard are as follows:

a. FULL SHANK. The diameter of the unthreaded portion is nominally the same as the major diameter of the thread.

b. PD SHANK. The diameter of the unthreaded portion is nominally the same as the pitch diameter of the thread.

c. FULL THREAD. Fastener is threaded as close to the head as practicable for all lengths.

d. LONG THREAD. Minimum thread length is twice the diameter plus .25 inch or greater, but not fully threaded for all lengths.

e. SHORT THREAD. Minimum thread length is less than twice the diameter plus .25 inch.

f. NON-LOCKING. As used in this standard is interchangeable with plain.

3.7 Overlapping definitions. Due to the overlapping definitions for screws and bolts, table I may be used as a guide when searching for a particular item.

TABLE I. Essential differences between overlapping approved item names for screws and bolts.

Head styles	Shank dia tolerance	Tensile strength (ksi) min	Thread dia nom	Grip length of hexagon head fasteners	Approved item name	Section number
Recess, slot, or socket	.001 or <	AV	All		Screw, Close Tolerance	1600
		< 160 160 or >				
External wrenching (only)	>.001	AV	.190 or >	Controlled	Bolt, Machine <u>1/</u> , <u>2/</u>	700
		AV				
Any head		AV	.060 thru .164		Screw Instrument	1900
Recess, slot, or socket (except those listed below)		AV			Screw, Machine <u>3/</u> , <u>4/</u>	2000
Hexagon	>.001	AV	.190 or >	Not Controlled	Screw, Cap, Hexagon Head <u>1/</u> , <u>2/</u>	1400
		AV				
Cylindrical containing a socket		AV	All		Screw, Cap, Socket Head <u>3/</u>	150
		AV				
Conical containing a socket					Bolt, Internal Wrenching	500

For notes 1/, 2/, 3/, 4/ and Symbols, see page 26



MIL-STD-1251A

- 1/ If part contains locking feature, use "Bolt, Self-Locking" (Section 800).
- 2/ If part contains shoulder, use "Bolt, Shoulder" (Section 1000).
- 3/ If part contains locking feature, use "Screw; Self-Locking" (Section 2100).
- 4/ If part contains shoulder, use "Screw, Shoulder" (Section 2200).

Symbols:

$\gt$  Greater than  
 $\lt$  Less than  
 AV Any value

#### 4. GENERAL STATEMENTS

##### 4.1 Selection procedure.

4.1.1 Document selection. The applicable section shall be selected after reviewing the definitions in 3.5 thru 3.7 and the table of contents.

4.1.2 Part number selection (preliminary). A preliminary selection of the applicable part number shall be made after reviewing the nominal parameters (sizes, materials, shear and tensile strength) listed in the sections.

4.1.3 Part number selection (final). A final selection of the applicable part number shall be made after reviewing the detailed requirements specified in the referenced documents for suitability in the particular military equipment being designed (considering the application and environmental conditions).

#### 5. DETAILED REQUIREMENTS

5.1 The detailed requirements for preferred screws and bolts are contained in the applicable screws and bolts document and associated procurement specification. If there is disagreement between the nominal parameters listed in this standard and the parameters specified in the applicable screws and bolts document or associated procurement specification, the parameters specified in the applicable screws and bolts document or associated procurement specification shall prevail.

#### 6. NOTES

6.1 Dimensions. Dimensions shown in the sections contained herein are in inches.

6.2 Unified standard screw threads used in this standard are listed in table II.



TABLE II. Unified standard screw threads.

Nominal size (inches) - (threads per inch)	Series designation	Nominal size (inches) - (threads per inch)	Series designation
.060-80 or No. 0-80	UNF	.4375-14 or 7/16-14 .4375-20 or 7/16-20	UNC UNF
.086-56 or No. 2-56	UNC	.500-13 or 1/2-13	UNC
.086-64 or No. 2-64	UNF	.500-20 or 1/2-20	UNF
.112-40 or No. 4-40	UNC	.625-11 or 5/8-11	UNC
.112-48 or No. 4-48	UNF	.625-18 or 5/8-18	UNF
.138-32 or No. 6-32	UNC	.750-10 or 3/4-10	UNC
.138-40 or No. 6-40	UNF	.750-16 or 3/4-16	UNF
.164-32 or No. 8-32	UNC	.875-9 or 7/8-9	UNC
.164-36 or No. 8-36	UNF	.875-14 or 7/8-14	UNF
.190-24 or No. 10-24	UNC	1.000-9	UNC
.190-32 or No. 10-32	UNF	1.000-12	UNF
.250-20 or 1/4-20	UNC	1.250-7	UNC
.250-28 or 1/4-28	UNF	1.250-12	UNF
.3125-18 or 5/16-18	UNC	1.500-6	UNC
.3125-24 or 5/16-24	UNF	1.500-12	UNF
.375-16 or 3/8-16	UNC		
.375-24 or 3/8-24	UNF		

MIL-STD-1251A

6.3 Unified miniature screw threads used in this standard are listed in table III.

TABLE III. Unified miniature screw threads (UNM).

Thread size (mm)	Threads per inch	Basic major diameter (inches)
.30 UNM	318	.0118
.40 UNM	254	.0157
.50 UNM	203	.0197
.60 UNM	169	.0236
.80 UNM	127	.0315
1.00 UNM	102	.0394
1.20 UNM	102	.0472

6.4 Decimal equivalents rounded to three decimal places used in this standard to specify dimensions.

TABLE IV. Decimal equivalents (except for thread sizes).

1/64---.016	17/64---.266
1/32-----.031	9/32-----.281
3/64---.047	19/64---.297
1/16-----.062	5/16-----.312
5/64---.078	21/64---.328
3/32-----.094	11/32-----.344
7/64---.109	23/64---.359
1/8-----.125	3/8-----.375
9/64---.141	25/64---.391
5/32-----.156	13/32-----.406
11/64---.172	27/64---.422
3/16-----.188	7/16-----.438
13/64---.203	29/64---.453
7/32-----.219	15/32-----.469
15/64---.234	31/64---.484
1/4-----.250	1/2-----.500

TABLE IV. Decimal equivalents (except for thread sizes). (Cont'd)

	33/64---.516		49/64---.766
17/32-----	.531	25/32-----	.781
	35/64---.547		51/64---.797
9/16-----	.562	13/16-----	.812
	37/64---.578		53/64---.828
19/32-----	.594	27/32-----	.844
	39/64---.609		55/64---.859
5/8-----	.625	7/8-----	.875
	41/64---.641		57/64---.891
21/32-----	.656	29/32-----	.906
	43/64---.672		59/64---.922
11/16-----	.688	15/16-----	.938
	45/64---.703		61/64---.953
23/32-----	.719	31/32-----	.969
	47/64---.734		63/64---.984
3/4-----	.750		

6.5 Code letters. Generally code letters used in this standard to indicate material are placed as prefix of dash number (in place of first dash), and all other codes are placed as suffix of dash numbers.

6.5.1 When multiple code letters are used as suffix, they are arranged in alphabetical order.

6.6 Tensile strength. Tensile strength as used in this standard is ultimate tensile strength. Figure 1 may be used to determine approximate tensile strength when tensile loads are listed for various threaded fastener sizes.

6.7 Changes from previous issue. Asterisks are not used in this revision to identify changes with respect to the previous issue, due to the extensiveness of the changes.

MIL-STD-1251A

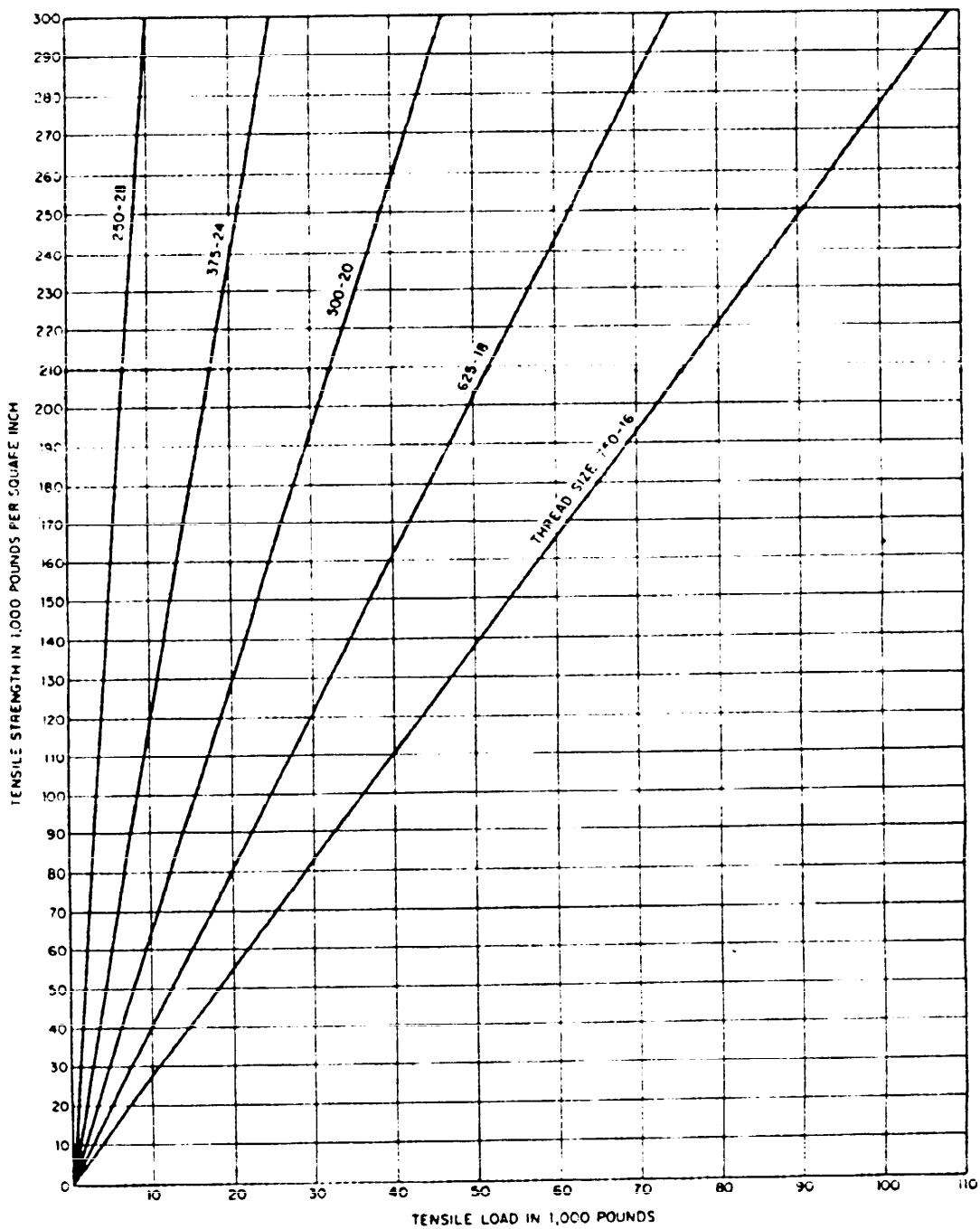


Figure 1. Tensile strength vs. Tensile Load for various threaded fastener sizes

MIL-STD-1251A

Custodians:

Army - AR  
Navy - OS

Review activities:

Army - AT, AV, ER, EA  
DLA - IS

User activities:

Army - ME  
Navy - MC, SH

Preparing activity:

Army - AR

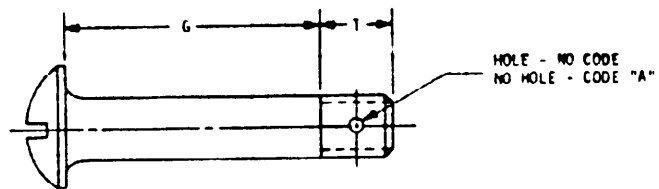
Agent:

DLA - IS  
(Project 53GP-0089)



MIL-STD-1251A

SECTION 101  
 BOLTS, CLEVIS  
 APPLICABLE DOCUMENTS: AN21-17

TABLE I. Material.

Material	Protective finish	Shear strength (psi) min
Non-CRES	Cadmium plate	75,000 1/

1/ Bolt, Clevis is to be used as Bolt, Shear.

## MIL-STD-1251A

TABLE II. Dash numbers.

Thread designation (UNF-3A)	.138-40	.164-36	.190-32	.250-23	.3125-24	.375-24	.4375-20	.500-20	.625-18	.750-16	.875-14	1.000-12
T ref	.281	.281	.344	.344	.359	.359	.422	.422	.500	.562	.641	.703
Basic part no.	AN21	AN22	AN23	AN24	AN25	AN26	AN27	AN28	AN30	AN32	AN34	AN37
Grip dash no.	5											
-5	.062	.062										
-6	.125	.125										
-7	.188	.188										
-8	.250	.250	.188	.188	--	--						
-9	.312	.312	.250	.250	.250	.250						
-10	.375	.375	.312	.312	.312	.312						
-11	.438	.438	.375	.375	.375	.375						
-12	.500	.500	.438	.438	.438	.438	.375	.375				
-13	--	--	--	--	--	--	--	.438				
-14	.625	.625	.562	.562	.562	.562	.500	.500	.438			
-16	.750	.750	.688	.688	.688	.688	.625	.625	.562	.500		
-18	.875	.875	.812	.812	.812	.812	.750	.750	.688	.625	.562	
-20	1.000	1.000	.938	.938	.938	.938	.875	.875	.812	.750	.688	.625
-22	--	--	--	--	--	--	--	1.000	.938	.875	.812	.750
-24	1.250	1.250	1.188	1.188	1.188	1.188	1.125	--	--	--	--	--
-26	--	--	--	--	--	--	--	1.250	1.188	1.125	1.062	1.000
-28	1.500	1.500	1.438	1.438	1.438	1.438	1.375	--	--	--	--	--
-30	--	--	--	--	--	--	--	1.500	1.438	1.375	1.312	1.250
-32	1.750	1.750	1.688	1.688	1.688	1.688	1.625	--	--	--	--	--
-34	--	--	--	--	--	--	--	1.750	1.688	1.625	1.562	1.500
-36	--	--	1.938	1.938	1.938	1.938	1.875	--	--	--	--	--
-38	--	--	--	--	--	--	--	2.000	1.938	1.875	1.812	1.750
-40	--	--	2.188	2.188	2.188	2.188	2.125	--	--	--	--	--
-42	--	--	--	--	--	--	--	2.250	2.188	2.125	2.062	2.000
-44	--	--	2.438	2.438	2.438	2.438	2.375	--	--	--	--	--
-46	--	--	--	--	--	--	--	2.500	2.438	2.375	2.312	2.250
-48	--	--	2.688	2.688	2.688	2.688	2.625	--	--	--	--	--
-50	--	--	--	--	--	--	--	2.750	2.688	2.625	2.562	2.500
-52	--	--	2.938	2.938	2.938	2.938	2.875	--	--	--	--	--
-54	--	--	--	--	--	--	--	3.000	2.938	2.875	2.812	2.750
-56	--	--	3.188	3.188	3.188	3.188	3.125	--	--	--	--	--
-58	--	--	--	--	--	--	--	3.250	3.188	3.125	3.062	3.000
-60	--	--	3.438	3.438	3.438	3.438	3.375	--	--	--	--	--
-62	--	--	--	--	--	--	--	3.500	3.438	3.375	3.312	3.250
-64	--	--	3.688	3.688	3.688	3.688	3.625	--	--	--	--	--
-66	--	--	--	--	--	--	--	3.750	3.688	3.625	3.562	3.500
-68	--	--	--	3.938	--	--	3.875	--	--	--	--	--
-70	--	--	--	--	--	--	--	4.000	3.938	3.875	3.812	3.750
-72	--	--	--	4.188	--	--	4.125	--	--	--	--	--
-74	--	--	--	--	--	--	--	4.250	4.188	4.125	4.062	4.000
-76	--	--	--	4.438	--	--	4.375	--	--	--	--	--
-78	--	--	--	--	--	--	--	4.500	4.438	4.375	4.312	4.250
-80	--	--	--	4.688	--	--	4.625	--	--	--	--	--
-82	--	--	--	--	--	--	--	4.750	--	4.625	4.562	4.500
-84	--	--	--	4.938	--	--	4.875	--	--	--	--	--
-86	--	--	--	--	--	--	--	5.000	--	4.875	4.812	4.750
-88	--	--	--	--	--	--	5.125	--	--	--	--	--
-90	--	--	--	--	--	--	--	5.250	--	5.125	5.062	5.000
-92	--	--	--	--	--	--	5.375	--	--	--	--	--
-94	--	--	--	--	--	--	--	--	5.375	--	5.312	5.250
-98	--	--	--	--	--	--	--	--	--	5.562	5.500	5.500
-102	--	--	--	--	--	--	--	--	--	--	5.812	5.750
-106	--	--	--	--	--	--	--	--	--	--	6.062	6.000
-110	--	--	--	--	--	--	--	--	--	--	--	6.250



SECTION 201  
 POINTS, CLOSE TOLERANCE  
 APPLICABLE DOCUMENTS: AN173-186, NAS653-658, NAS673-678, NAS1223-1235, 1261-1265, 1266-1270

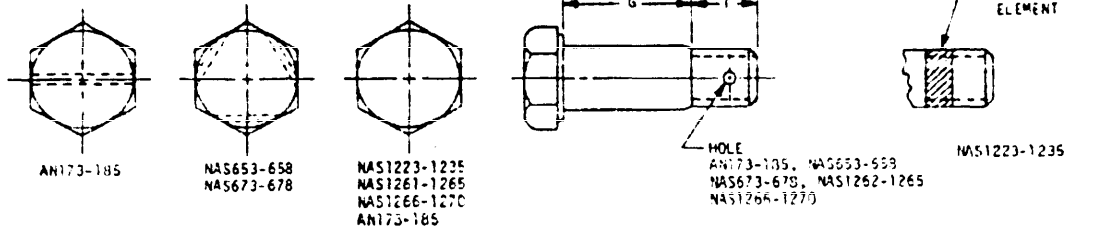


TABLE I. Materials and basic part numbers.

Material	Titanium	CRES 1/	Non-CRES		
Protective finish	None	None	Cd. plate		
Tensile strength (psi) min.	140,000	140,000	125,000		
Thread size	Thread designation	T ref	Basic part number		
.190-32 (-3A)	UNJF	.276 .338	NAS653V NAS673V	-- NAS1223C	
	UNF	.406			AN173
.250-28 (-3A)	UNJF	.316 .425	NAS654V NAS674V	-- NAS1224C	
	UNF	.469			AN174
.3125-24 (-3A)	UNJF	.375 .465	NAS655V NAS675V	-- NAS1225C	
	UNF	.531			AN175
.375-24 (-3A)	UNJF	.391 .578	NAS656V NAS676V	-- NAS1226C	
	UNF	.641			AN176
.4375-20 (-3A)	UNJF	.453 .594	NAS657V NAS677V	-- NAS1227C	
	UNF	.656			AN177
.500-20 (-3A)	UNJF	.453 .735	NAS658V NAS678V	-- NAS1228C	
	UNF	.781			AN178
.625-18 (-3A)	UNF	.543	NAS1262	--	
	UNJF	.902	NAS1267	--	NAS1230C
	UNF	.953			AN130
.750-16 (-3A)	UNF	.572	NAS1263	--	
	UNJF	1.041	NAS1268	--	NAS1231C
	UNF	1.094			AN132
.875-14 (-3A)	UNF	.652	NAS1264	--	
	UNJF	1.184	NAS1269	--	NAS1232C
	UNF	1.250			AN184
1.00-12 (-3A)	UNF	.770	NAS1265	--	
	UNJF	1.309	NAS1270	--	NAS1233C
	UNF	1.375			AN185
1.250-12 (-3A)	UNJF	1.646			NAS1235C

TABLE II. Code letters.

Option	Code	Applicable documents
Undrilled head and shank	A	AN173-186
Drilled head	H	NAS653, 658, NAS673, 678
	H,A	AN173-186
	--	AN173-186
Drilled shank	D	NAS653-658, NAS673-678, NAS1262-1265, 1266-1270
Drilled head and shank	H	AN173-186
Button type locking element	W	NAS1223-1235

TABLE III. Grip dash numbers (Titanium and CRES).

Document number	NAS673-678	NAS653-658, NAS1223-1235, NAS1262-1265, NAS1267-1270	
		Range	Increments
Thread size	Grip dash number 1/	Range	Increments
		1 thru 8	1 thru 8
		10 thru 16	10 thru 16
A11		20 thru 72	20 thru 96
			One
			Two

1/ Grip dash number equals "G" dimension times 16

1/ For alloy steel bolts listed on NAS1223-1235 see section 902.

MIL-STD-1251A

TABLE IV. Grip dash numbers (Non-CRES).

Thread designation (UNF 3A)	150-20	250-28	3125-24	375-24	4375-20	500-20	615-18	750-16	875-14	1000-12
Basic part no.	AN173	AN174	AN175	AN176	AN177	AN178	AN179	AN180	AN181	AN182
Grip dash no.	G									
-3	.062	.062	--	--	--	--	--	--	--	--
-4	.125	.062	.062	--	--	--	--	--	--	--
-5	.250	.188	.166	.062	.062	--	--	--	--	--
-6	.375	.312	.312	.188	.188	.062	--	--	--	--
-7	.500	.438	.438	.312	.312	.188	.062	--	--	--
-10	.625	.562	.562	.438	.438	.312	.188	.062	--	--
-11	.750	.688	.688	.562	.562	.438	.312	.188	.062	--
-12	.875	.812	.812	.688	.688	.562	.438	.312	.188	.125
-13	1.000	.938	.938	.812	.812	.688	.562	.438	.312	.250
-14	--	--	--	--	--	--	.633	.562	.438	.375
-15	1.250	1.188	1.188	1.062	1.062	.938	.812	.688	.562	.500
-16	--	--	--	--	--	--	.938	.812	.688	.625
-17	1.500	1.438	1.438	1.312	1.312	1.188	--	--	--	--
-20	--	--	--	--	--	--	1.133	1.062	.938	.875
-21	1.750	1.688	1.688	1.562	1.562	1.438	--	--	--	--
-22	--	--	--	--	--	--	1.438	1.312	1.188	1.125
-23	2.000	1.938	1.938	1.812	1.812	1.688	--	--	--	--
-24	--	--	--	--	--	--	1.688	1.562	1.438	1.375
-25	2.250	2.188	2.188	2.062	2.062	1.938	--	--	--	--
-26	--	--	--	--	--	--	1.938	1.812	1.688	1.625
-27	2.500	2.438	2.438	2.312	2.312	2.188	--	--	--	--
-30	--	--	--	--	--	--	2.133	2.062	1.938	1.875
-31	2.750	2.688	2.688	2.562	2.562	2.438	--	--	--	--
-32	--	--	--	--	--	--	2.438	2.312	2.188	2.125
-33	3.000	2.938	2.938	2.812	2.812	2.688	--	--	--	--
-34	--	--	--	--	--	--	2.688	2.562	2.438	2.375
-35	3.250	3.188	3.188	3.062	3.062	2.938	--	--	--	--
-36	--	--	--	--	--	--	2.938	2.812	2.688	2.625
-37	3.500	3.438	3.438	3.312	3.312	3.188	--	--	--	--
-40	--	--	--	--	--	--	3.188	3.062	2.938	2.875
-41	3.750	3.688	3.688	3.562	3.562	3.438	--	--	--	--
-42	--	--	--	--	--	--	3.438	3.312	3.188	3.125
-43	4.000	3.938	3.938	3.812	3.812	3.688	--	--	--	--
-44	--	--	--	--	--	--	3.688	3.562	3.438	3.375
-45	4.250	4.188	4.188	4.062	4.062	3.938	--	--	--	--
-46	--	--	--	--	--	--	3.938	3.812	3.688	3.625
-47	4.500	4.438	4.438	4.312	4.312	4.188	--	--	--	--
-50	--	--	--	--	--	--	4.188	4.062	3.938	3.875
-51	4.750	4.688	4.688	4.562	4.562	4.438	--	--	--	--
-52	--	--	--	--	--	--	4.438	4.312	4.188	4.125
-53	5.000	4.938	4.938	4.812	4.812	4.688	--	--	--	--
-54	--	--	--	--	--	--	4.688	4.562	4.438	4.375
-55	5.250	5.188	5.188	5.062	5.062	4.938	--	--	--	--
-56	--	--	--	--	--	--	4.938	4.812	4.688	4.625
-57	5.500	5.438	5.438	5.312	5.312	5.188	--	--	--	--
-60	--	--	--	--	--	--	5.188	5.062	4.938	4.875
-61	5.750	5.688	5.688	5.562	5.562	5.438	--	--	--	--
-62	--	--	--	--	--	--	5.438	5.312	5.188	5.125
-63	6.000	5.938	5.938	5.812	5.812	5.688	--	--	--	--
-64	--	--	--	--	--	--	5.688	5.562	5.438	5.375
-65	6.250	6.188	6.188	6.062	6.062	5.938	--	--	--	--
-66	--	--	--	--	--	--	5.938	5.812	5.688	5.625
-67	6.500	6.438	6.438	6.312	6.312	6.188	--	--	--	--
-70	--	--	--	--	--	--	6.188	6.062	5.938	5.875
-71	6.750	6.688	6.688	6.562	6.562	6.438	--	--	--	--
-74	--	--	--	--	--	--	6.438	6.312	6.188	6.125
-73	7.000	6.938	6.938	6.812	6.812	6.688	--	--	--	--
-74	--	--	--	--	--	--	6.688	6.562	6.438	6.375
-75	7.250	7.188	7.188	7.062	7.062	6.938	--	--	--	--
-76	--	--	--	--	--	--	6.938	6.812	6.688	6.625
-77	7.500	7.438	7.438	7.312	7.312	7.188	--	--	--	--
-80	--	--	--	--	--	--	7.188	7.062	6.938	6.875
-81	--	--	7.688	--	--	7.438	--	--	--	--
-82	--	--	--	--	--	--	--	--	--	7.125
-83	--	--	--	--	7.688	--	--	--	--	--
-85	--	--	3.062	--	7.938	--	--	--	--	--
-87	--	--	--	--	8.188	--	--	--	--	--

SECTION 202  
 BOLTS, CLOSE TOLERANCE, SELF RETAINING, IMPEDANCE TYPE  
 APPLICABLE ENVIRONMENT: MS27576, MS27577

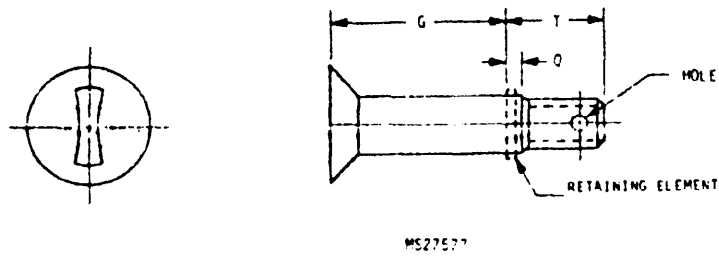
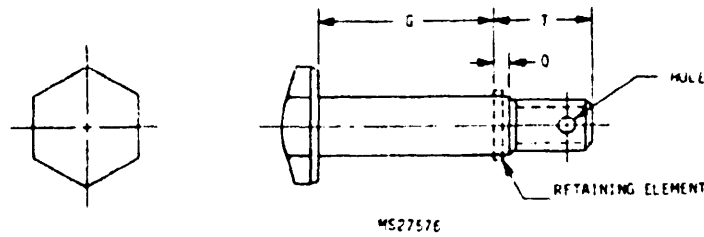


TABLE I. Materials.

Material	Code	Protective finish	Tensile strength (psi) min
Alloy steel	-	Cadmium plate	140,000
CRES	C	Passivate	140,000

TABLE II. MS27576 dash numbers.

Thread designation (UNJF-3A)	Q	T ref	First dash number	Grip dash number 1/
.190-32	.120	.382	-3	-03 thru -124
.250-28	.120	.428	-4	-03 thru -124
.3125-24	.151	.489	-5	-04 thru -124
.375-24	.166	.549	-6	-04 thru -124
.4375-20	.197	.593	-7	-06 thru -124
.500-20	.229	.656	-8	-06 thru -124
.625-18	.287	.859	-10	-07 thru -124
.750-16	.320	1.023	-12	-08 thru -124
.875-14	.352	1.130	-14	-08 thru -124
1.000-12	.383	1.242	-16	-08 thru -124

1/ Grip dash number equals "G" dimension times 16  
 Increments of one (-03 thru -08), two (-10 thru -16) and four (-20 thru -124).

TABLE III. MS27577 dash numbers.

Thread designation (UNJF-3A)	Q	T ref	First dash number	Grip dash number 1/
.190-32	.120	.382	-3	-03 thru -124
.250-28	.120	.428	-4	-03 thru -124
.3125-24	.151	.488	-5	-04 thru -124
.375-24	.166	.549	-6	-04 thru -124
.4375-20	.197	.593	-7	-06 thru -124
.500-20	.229	.656	-8	-06 thru -124

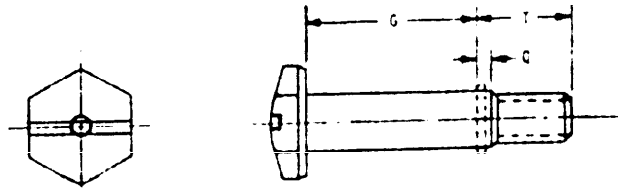
1/ Grip dash number equals "G" dimension times 16  
 Increments of one (-03 thru -08), two (-10 thru -16) and four (-20 thru -124).



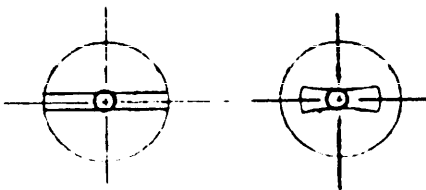
## SECTION 203

BOLTS, CLOSE TOLERANCE, SELF-RETAINING,  
POSITIVE LOCKING

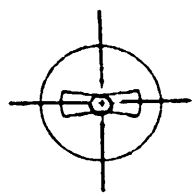
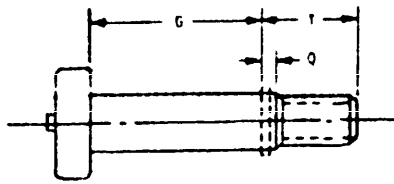
APPLICABLE DOCUMENTS: MS 3369, MS 21125, MS 21130



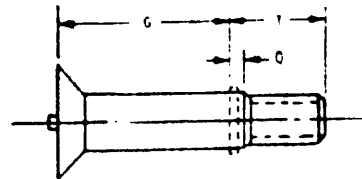
MS 3369



MS 21125



MS 21130

TABLE I. Materials

Material	Protective finish	Tensile strength (PSI) min
CRES	Passivate	140,000

TABLE II. MS 3369 dash numbers

Thread designation (UNJF-3A)	Q	T ref	First dash number	Grip dash number
.1900-32	.094	.382	-3	-03 thru -86
.2500-28	.125	.428	-4	-03 thru -97
.3125-24	.156	.488	-5	-04 thru -87
.3750-24	.171	.549	-6	-04 thru -86
.4375-20	.202	.593	-7	-06 thru -86
.5000-20	.234	.656	-8	-06 thru -86
.6250-18	.305	.927	-10	-20 thru -40
.7500-16	.343	1.013	-12	-24 thru -48

## MIL-STD-1251A

TABLE III. MS 21125 & MS 21130 dash numbers

Thread designation (UNJF-3A)	Q	T ref	First dash number	Grip dash number
.1900-32	.094	.382	-3	-03 thru -86
.2500-28	.125	.428	-4	-03 thru -86
.3125-24	.156	.488	-5	-04 thru -86
.3750-24	.171	.549	-6	-04 thru -86
.4375-20	.202	.593	-7	-06 thru -86
.5000-18	.234	.656	-8	-06 thru -86

SECTION 307  
BOLTS, FIVE FLAT  
APPLICABLE ELEMENTS: AN42-44

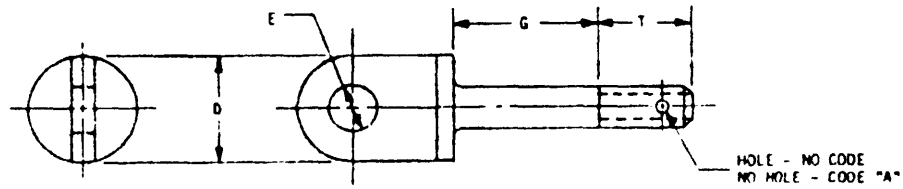


TABLE I. Materials.

Material	Code	Protective finish	Tensile strength (psi) min
	Non-CRES		
CRES	C	Passivate	

TABLE II. Dash numbers.

Thread designation (UNF-3A)	.190-32	.250-28	.3125-24		.375-24	.475-20	500-20
T min	.406	.469	.531		.641	.656	.781
E min	.190	.190	.250	.313	.375	.375	.438
D nom	.438	.500	.625	.688	.750	.875	1.000
Basic part no.	AN42B	AN43B	AN44	AN45	AN46	AN47	AN48
Grip dash no.	G						
-3	.062	--	--	--	--	--	--
-4	.125	.062	.062	.062	--	--	--
-5	.250	.188	.188	.188	.062	.062	--
-6	.375	.312	.312	.312	.188	.188	.062
-7	.500	.438	.438	.438	.312	.312	.188
-10	.625	.562	.562	.562	.438	.438	.312
-11	.750	.688	.688	.688	.562	.562	.438
-12	.875	.812	.812	.812	.688	.688	.562
-13	1.000	.938	.938	.938	.812	.812	.688
-15	1.250	1.188	1.188	1.188	1.062	1.062	.938
-17	1.500	1.438	1.438	1.438	1.312	1.312	1.188
-21	1.750	1.688	1.688	1.688	1.562	1.562	1.438
-23	2.000	1.938	1.938	1.938	1.812	1.812	1.688
-25	2.250	2.188	2.188	2.188	2.062	2.062	1.938
-27	2.500	2.438	2.438	2.438	2.312	2.312	2.188
-31	2.750	2.688	2.688	2.688	2.562	2.562	2.438
-33	3.000	2.938	2.938	2.938	2.812	2.812	2.688
-35	3.250	3.188	3.188	3.188	3.062	3.062	2.938
-37	3.500	3.438	3.438	3.438	3.312	3.312	3.188
-41	3.750	3.688	3.688	3.688	3.562	3.562	3.438
-43	4.000	3.938	3.938	3.938	3.812	3.812	3.688
-45	4.250	4.188	4.188	4.188	4.062	4.062	3.938
-47	4.500	4.438	4.438	4.438	4.312	4.312	4.188
-51	4.750	4.688	4.688	4.688	4.562	4.562	4.438
-53	5.000	4.938	4.938	4.938	4.812	4.812	4.688
-55	5.250	5.188	5.188	5.188	5.062	5.062	4.938
-57	5.500	5.438	5.438	5.438	5.312	5.312	5.188
-61	5.750	5.688	5.688	5.688	5.562	5.562	5.438
-63	6.000	5.938	5.938	5.938	5.812	5.812	5.688
-65	6.250	6.188	6.188	6.188	6.062	6.062	5.938
-67	6.500	6.438	6.438	6.438	6.312	6.312	6.188
-71	6.750	6.688	6.688	6.688	6.562	6.562	6.438
-73	7.000	6.938	6.938	6.938	6.812	6.812	6.688
-75	7.250	7.188	7.188	7.188	7.062	7.062	6.938
-77	7.500	7.438	7.438	7.438	7.312	7.312	7.188
-85	--	--	--	--	8.062	--	--

MIL-STD-1251A

SECTION 302  
 BOLTS, EYE, ROUND  
 APPLICABLE DOCUMENT: MSS1937

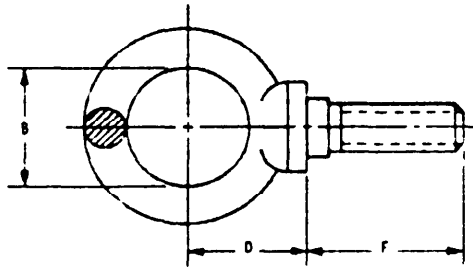


TABLE I. Material and part numbers.

Material . . . . .				Carbon steel
Protective finish . . . . .				Uncoated
Thread designation (UNC-2A)	B min	D min	F min	MSS1937+ dash no.
.250-20	.69	.69	1.00	-1
.3125-18	.81	.88	1.12	-2
.375-16	.94	1.06	1.25	-3
.4375-14	1.00	1.19	1.38	-4
.500-13	1.12	1.31	1.50	-5
.625-11	1.31	1.59	1.75	-7
.750-10	1.44	1.72	2.00	-8
.875-9	1.56	2.03	2.25	-9
1.000-8	1.69	2.22	2.50	-10
1.250-7	2.12	2.84	3.00	-12
1.500-6	2.44	3.19	3.50	-13
1.750-5	2.75	3.88	3.75	-14
2.000-4.5	3.06	4.25	4.00	-15



SECTION 401  
 BOLTS, NUTS,  
 APPLICABLE DOCUMENTS: NAS3203-3210

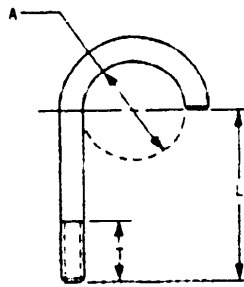


TABLE I. Materials.

Material	Code	Protective finish	Tensile strength (psi) min
Low carbon steel	-	Cadmium plate	55,000
CRES	E	Passivate	

TABLE II. Dash numbers.

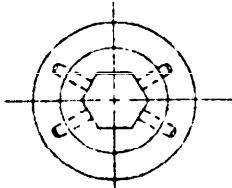
Thread designation (UNF-2A)	.190-32	.250-28	.3125-24	.375-24	500-20	.625-18
T min.	.500	.625	.750	.750	1.250	1.250
basic part no.	NAS3203	NAS3204	NAS3205	NAS3206	NAS3208	NAS3210
First dash no. 1/	Second dash no. range 2/					
-4	-6 thru -24	--	--	--	--	--
-5	-8 thru -24	--	--	--	--	--
-6	-8 thru -24	--	-10 thru -32	--	--	--
-7	-8 thru -24	--	-10 thru -32	--	-14 thru -40	--
-8	-8 thru -24	--	-10 thru -32	--	-16 thru -40	--
-10	-10 thru -28	--	-12 thru -36	--	-16 thru -40	--
-12	-10 thru -32	--	-12 thru -40	--	-16 thru -44	--
-14	-12 thru -32	--	-14 thru -40	--	-18 thru -44	--
-16	-12 thru -32	--	-14 thru -40	--	-18 thru -48	--
-18	-14 thru -32	--	-16 thru -40	--	-20 thru -48	--
-20	-14 thru -32	--	-16 thru -40	--	-20 thru -48	--
-22	-16 thru -32	--	-18 thru -40	--	-22 thru -48	--
-24	-16 thru -32	--	-18 thru -40	--	-22 thru -48	--
-28	--	--	-20 thru -40	--	-24 thru -48	--
-32	--	--	-22 thru -40	--	-28 thru -48	--
-36	--	--	--	--	-28 thru -48	--
-40	--	--	--	--	-32 thru -48	--
-44	--	--	--	--	-32 thru -48	--
-48	--	--	--	--	-36 thru -48	--

1/ First dash no. equals "A" dimension times 8.

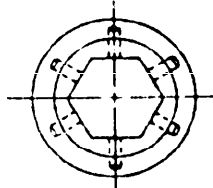
2/ Second dash no. equals "L" dimension times 8.  
 Increments of two (-6 thru -24) and four (-28 thru -48).

MIL-STD-1251A

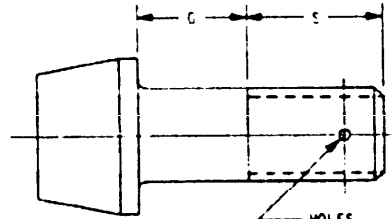
SECTION 501  
BOLTS, INTERNAL WRENCHING  
APPLICABLE DOCUMENTS: \*S20004-20024, \*NAS144-156, 172, 176



TWO HOLES  
MS20004-20024  
CODE "H"



THREE HOLES  
NAS144-156, 172, 176  
CODE "DH"



HOLES  
NAS144-156 ONLY  
CODE "A"

TABLE I. Material and document numbers.

Material . . . . .		Steel	
Protective finish . . . . .		Cadmium plate	
Tensile strength (psi) min		160,000	
Thread designation . . . . .		UNF-3A	UNJF-3A
Thread size	S ref	Basic part no.	
.250-28	.500	MS20004	NAS144
.3125-24	.562	MS20005	NAS145
.375-24	.688	MS20006	NAS146
.4375-20	.812	MS20007	NAS147
.500-20	.812	MS20008	NAS148
.625-18	.938	MS20010	NAS150
.750-16	1.062	MS20012	NAS152
.875-14	1.188	MS20014	NAS154
1.000-14	1.312	--	NAS156
1.000-12	1.312	MS20017	
1.250-12	1.625	MS20020	
1.500-12	1.875	MS20024	

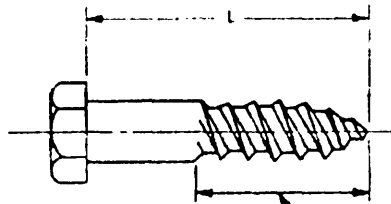
TABLE II. Grip dash numbers.

Document no.	MS20004-20024 1/	NAS144-156 1/	NAS172 2/	NAS176 3/
Thread size	Grip dash no. range 4/			
.250-28	-4 thru -96	-9 thru -128		
.3125-24	-6 thru -96	-10 thru -128		
.375-24	-6 thru -96	-12 thru -128		
.4375-20	-8 thru -96	-14 thru -128		
.500-20	-8 thru -96	-14 thru -128		
.625-18	-10 thru -112	-16 thru -128		
.750-16	-12 thru -112	-18 thru -128		
.875-14	-14 thru -112	-20 thru -128		
1.000-14	-16 thru -112	-22 thru -128		
1.000-12	-16 thru -112		--	--
1.250-12	-20 thru -128		-28 thru -128	--
1.500-12	-24 thru -128		--	-32 thru -128

1/ Grip dash number equals "G" dimension times 16  
 2/ Grip dash number equals "G" dimension times 16 plus 26.  
 3/ Grip dash number equals "G" dimension times 16 plus 32.  
 4/ Increments of two (-4 thru -16) and four (-20 thru -128).

SECTION 601  
BOLTS, SCREW, LAG  
APPLICABLE DOCUMENT: MS16992

MIL-STD-1251A



MINIMUM THREAD LENGTH EQUALS 1/2 OF THE LENGTH PLUS 0.50 INCH OR 6 INCHES, WHICHEVER IS SHORTER.  
BOLTS TOO SHORT TO APPLY THIS FORMULA ARE THREADED AS CLOSE TO THE HEAD AS PRACTICABLE

TABLE I. Material and part numbers.

Material . . . . .	Steel						
Protective finish . . . .	Zinc coated						
Thread designation . . . .	.250-10	.375-7	.500-6	.625-5	.750-4.5		
L	MS16992 + dash number						
1.000	-501	-520	--	--			
1.250	-502	-521	-540				
1.500	-503	-522	-541	-560			
1.750	-504	-523	-542	-561	-580	--	--
2.000	-505	-524	-543	-562	-581	-600	--
2.500	-506	-525	-544	-563	-582	-601	-620
3.000	-507	-526	-545	-564	-583	-602	-621
3.500	-508	-527	-546	-565	-584	-603	-622
4.000	-509	-528	-547	-566	-585	-604	-623
4.500	-510	-529	-548	-567	-586	-605	-624
5.000	-511	-530	-549	-568	-587	-606	-625
5.500	-512	-531	-550	-569	-588	-607	-626
6.000	-513	-532	-551	-570	-589	-608	-627
7.000	--	-533	-552	-571	-590	-609	-628
8.000	--	--	-553	-572	-591	-610	-629
9.000				-573	-592	-611	-630
10.000				--	-593	-612	-631
11.000				--	--	-613	-632
12.000							-633
14.000							--

TABLE II. Material and part numbers.

Material . . . . .	CRES				
Protective finish . . . .	Passivate				
Thread designation . . . .	.250-10	.375-7	.500-6	.625-5	.750-4.5
L	MS16992 + dash number				
1.000	-688	--	--		
1.250	--	--	--		
1.500	-689	-697	-708		
1.750	--	--	--	--	--
2.000	-690	-698	-709	-720	--
2.500	-691	-699	-710	-721	-733
3.000	-692	-700	-711	-722	-734
3.500	-693	-701	-712	-723	-735
4.000	-694	-702	-713	-724	-736
4.500	-695	-703	-714	-725	-737
5.000	-696	-704	-715	-726	-738
5.500	--	--	--	--	--
6.000		-705	-716	-727	-739
7.000		-706	-717	-728	-740
8.000		-707	-718	-729	-741
9.000			-719	-730	-742
10.000			--	-731	-743
11.000			--	-732	-744
12.000					-745
14.000					-746

TABLE III. Material and part numbers.

Material . . . . .	Copper-silicon alloy				
Protective finish . . . .	--				
Thread designation . . . .	.250-10	.375-7	.500-6	.625-5	.750-4.5
L	MS16992 + dash number				
1.000	-634	--	--		
1.250	--	--	--		
1.500	-635	-641	-651		
1.750	--	--	--	--	--
2.000	-636	-642	-652	--	--
2.500	-637	-643	-653	-663	-675
3.000	-638	-644	-654	-664	-676
3.500	-639	-645	-655	-665	-677
4.000	-640	-646	-656	-666	-678
4.500		-647	-657	-667	-679
5.000		-648	-658	-668	-680
5.500		--	--	--	--
6.000		-649	-659	-669	-681
7.000		-650	-660	-670	-682
8.000		--	-661	-671	-683
9.000			-662	-672	-684
10.000			--	-673	-685
11.000			--	-674	-686
12.000					-687
14.000					--



SECTION 701  
BOLTS, MACHINE, HEXAGON HEAD  
APPLICABLE DOCUMENTS: NAS428, 563-572

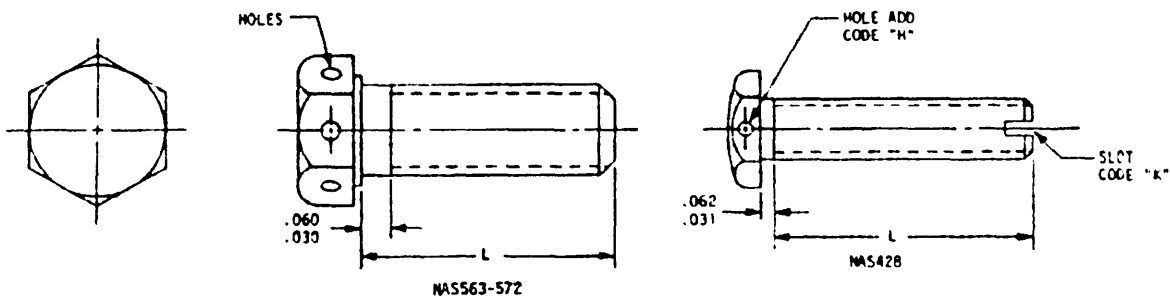


TABLE I. Materials.

Material	Code	Protective finish	Tensile strength (psi) min	Applicable documents
Alloy steel.	-	Cadmium plate	160,000	NAS563-572
			-	NAS428
CRES	C	Passivate	160,000	NAS563-572

TABLE II. NAS428 dash numbers.

Thread (UNF-3A)	.190-32	.250-28	.3125-24	.375-24
First dash no.	-3	-4	-5	-6
L	Second dash number			
.500	-4	-4	--	--
.625	-5	-5	--	--
.750	-6	-6	-6	--
.875	-7	-7	-7	--
1.000	-10	-10	-10	--
1.250	-12	-12	-12	-12
1.500	-14	-14	-14	-14
1.750	-16	-16	-16	-16
2.000	-20	-20	-20	-20
2.250	-22	-22	-22	-22
2.500	-24	-24	-24	-24
2.750	-26	-26	-26	-26
3.000	-30	-30	-30	-30
3.250	--	-32	-32	-32
3.500	--	-34	-34	-34
3.750		-36	-36	-36
4.000		-40	-40	-40
4.250		-42	-42	-42
4.500		-44	-44	-44
4.750		-46	-46	-46
5.000		--	--	-50
5.500				-52
6.000				-60

MIL-STD-1251A

TABLE 110 NAS 553-572 dash numbers.

Thread designation (UNJF-3A) . . . . .	.190-22	.250-28	.3125-24	.375-24	.4375-20	.500-20	.625-18	.750-16
Basic part no. . . . .	NAS563	NAS564	NAS565	NAS566	NAS567	NAS568	NAS570	NAS572
L	Length dash number							
.344	-11	--						
.406	-13	--						
.469	-15	-15						
.594	-19	-19	--	--	--			
.719	-23	-23	-23	-23	--			
.844	-27	-27	-27	-27	-27			
0.969	-31	-31	-31	-31	-31	--		
1.219	-39	-39	-39	-39	-39	-39		
1.469	-47	-47	-47	-47	-47	-47		
1.719	-55	-55	-55	-55	-55	-55	-55	--
1.969	-63	-63	-63	-63	-63	-63	-63	-63
2.219	-71	-71	-71	-71	-71	-71	-71	-71
2.469	-79	-79	-79	-79	-79	-79	-79	-79
2.719	-87	-87	-87	-87	-87	-87	-87	-87
2.969	-95	-95	-95	-95	-95	-95	-95	-95
3.219	-103	-103	-103	-103	-103	-103	-103	-103

MIL-STD-1251A

SECTION 702  
 BOLTS, MACHINE, HEXAGON HEAD, FULL SHANK, LONG THREAD, DRILLED HEAD, ONE HOLE  
 APPLICABLE DOCUMENTS: MS9500, 9501, 9502, 9503, 9505, 9507, 9509,  
 MS9642, 9643, 9644, 9645, 9647, 9794, 9795, 9796, 9797, 9799, 9801, 9802

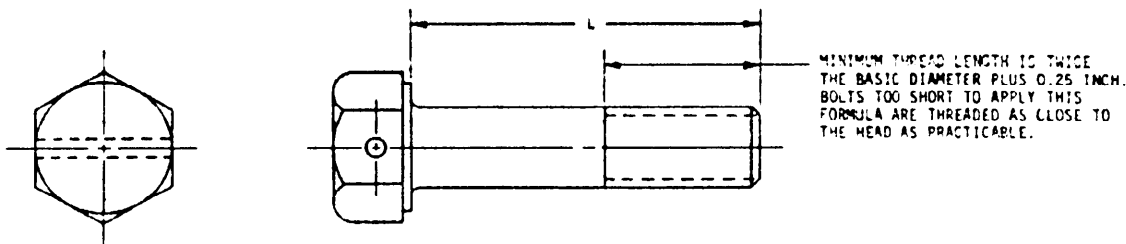


TABLE I. Material and part numbers.

Material		Corrosion and heat resistant steel		Titanium
		AMS5731	AMS5643	
Protective finish		Passivate		--
Hardness-Rockwell		--	C32-38	C36-42
Thread designation (UNJF-3A)	L	Part number		
.190-32	.375	-04		
	.438	-05		
	.500	-06		
	.625	-08	--	--
	.750	-10	--	--
	.875	-12	-12	-12
	1.000	-14	-14	-14
	1.250	-18	-18	-18
	1.500	-22	-22	-22
	1.750	-26	-26	-26
	2.000	-28	-30	-30
	2.250	-30	-32	-32
	2.500	-32	-34	-34
	2.750	-34	-36	-36
	3.000	-36	-38	-38
	3.250	-38	-40	-40
	3.500	-40	-42	-42
	3.750	-42	-44	-44
.250-28	.375	-04		
	.438	-05		
	.500	-06		
	.625	-08		
	.750	-10		
	.875	-12		
	1.000	-14	-14	-14
	1.250	-18	-18	-18
	1.500	-22	-22	-22
	1.750	-26	-26	-26
	2.000	-28	-30	-30
	2.250	-30	-32	-32
	2.500	-32	-34	-34
	2.750	-34	-36	-36
	3.000	-36	-38	-38
	3.250	-38	-40	-40
	3.500	-40	-42	-42
	3.750	-42	-44	-44
	4.000	-44	-46	-46
	4.250	-46	-48	-48
	4.500	-48	-50	-50
4.750	-50	-52	-52	
5.000	-52	-54	-54	
5.250	-54	-56	-56	
5.500	-56	-58	-58	
5.750	-58	-60	-60	
6.000	-60	-62	-62	

MIL-STD-1251A

Table 1. Material and part numbers. - Cont. recd

Material		Corrosion and heat resistant steel		Titanium	Material		Corrosion and heat resistant steel		
		AMS5731	AMS5643				AMS5731	AMS5643	
Protective finish		Passivate			Protective finish		Passivate		
Hardness-Rockwell		--	C32-32	C36-42	Hardness-Rockwell		--	C32-38	
Thread designation (UNJF-3A)	L	Part number			Thread designation (UNJF-3A)	L	Part number		
.3125-24	.500	-04			.625-18	1.000	-04		
	.625	-06				1.250	-08		
	.750	-08				1.500	-12		
	.875	-10	--	--		1.750	-16		-16
	1.000	-10	--	--		2.000	-19		-20
	1.250	-16	-16	-16		2.250	-21		-22
	1.500	-20	-20	-20		2.500	-23		-24
	1.750	-24	-24	-24		2.750	-25		-26
	2.000	-26	-26	-28		3.000	-27		-28
	2.250	-28	-30	-30		3.250	-29		-30
	2.500	-30	-32	-32		3.500	-31		-32
	2.750	-32	-34	-34		3.750	-33		-34
	3.000	-34	-36	-36		4.000	-35		-36
	3.250	-36	-38	-38		4.250	-37		-38
	3.500	-38	-40	-40		4.500	-39		-40
	3.750	-40	-42	-42		4.750	-41		-42
	4.000	-42	-44	-44		5.000	-43		-44
	4.250	-44	-46	-46		5.250	-45		-46
	4.500	-46	-48	-48		5.500	-47		-48
	4.750	-48	-50	-50		5.750	-49		-50
5.000	-50	-52	-52	6.000	-51		-52		
5.250	-52	-54	-54	.750-16	1.250	-06			
5.500	-54	-56	-56		1.500	-10			
5.750	-56	-58	-58		1.750	-14			
6.000	-58	-60	-60		2.000	-18		-18	
.375-24	.625	-04				2.250	-20		-20
	.750	-06				2.500	-22		-22
	.875	-08				2.750	-24		-24
	1.000	-10	--		--	3.000	-26		-26
	1.250	-14	-14		-14	3.250	-28		-28
	1.500	-18	-18		-18	3.500	-30		-30
	1.750	-22	-22		-22	3.750	-32		-32
	2.000	-24	-26		-26	4.000	-34		-34
	2.250	-26	-28		-28	4.250	-36		-36
	2.500	-28	-30		-30	4.500	-38		-38
	2.750	-30	-32		-32	4.750	-40		-40
	3.000	-32	-34		-34	5.000	-42		-42
	3.250	-34	-36		-36	5.250	-44		-44
	3.500	-36	-38		-38	5.500	-46		-46
	3.750	-38	-40		-40	5.750	-48		-48
	4.000	-40	-42		-42	6.000	-50		-50
	4.250	-42	-44	-44	.500-20	1.500	-15		-15
	4.500	-44	-46	-46		1.750	-19		-19
	4.750	-46	-48	-48		2.000	-23		-23
	5.000	-48	-50	-50		2.250	-25		-25
5.250	-50	-52	-52	2.500		-27		-27	
5.500	-52	-54	-54	2.750		-29		-29	
5.750	-54	-56	-56	3.000		-29		-29	
6.000	-56	-58	-58	3.250		-31		-31	
.500-20	.875	-05				3.500	-33		-33
	1.000	-07				3.750	-35		-35
	1.250	-11				4.000	-37		-37
	1.500	-15	-15	-15		4.250	-39		-39
	1.750	-19	-19	-19		4.500	-41		-41
	2.000	-21	-23	-23		4.750	-43		-43
	2.250	-23	-25	-25		5.000	-45		-45
	2.500	-25	-27	-27		5.250	-47		-47
	2.750	-27	-29	-29		5.500	-49		-49
	3.000	-29	-31	-31		5.750	-51		-51
	3.250	-31	-33	-33		6.000	-53		-53
	3.500	-33	-35	-35			-55		-55
	3.750	-35	-37	-37					
	4.000	-37	-39	-39					
	4.250	-39	-41	-41					
	4.500	-41	-43	-43					
	4.750	-43	-45	-45					
	5.000	-45	-47	-47					
	5.250	-47	-49	-49					
	5.500	-49	-51	-51					
5.750	-51	-53	-53						
6.000	-53	-55	-55						



SECTION 703  
 BOLTS, MACHINE, HEXAGON HEAD, FULL SHANK, LONG THREAD, DRILLED HEAD, THREE HOLES  
 APPLICABLE DOCUMENTS: MS9583, 9584, 9585, 9586, 9588, 9590, 9591

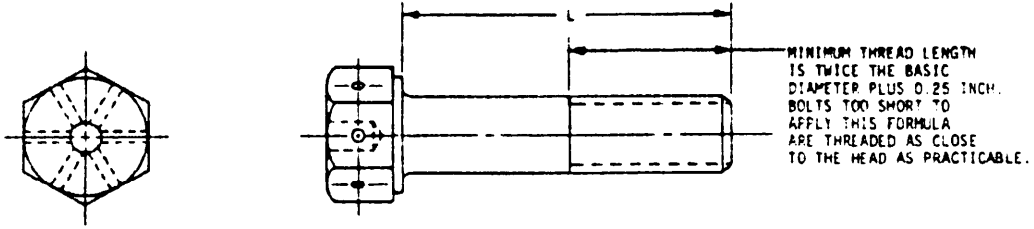


TABLE I. Material and part numbers.

Material Thread designation (UNJF-3A)	Corrosion and heat resistant steel						
	.190-32	.250-28	.3125-24	.375-24	.500-20	.625-18	.750-16
L	MS9583 +dash no.	MS9584 +dash no.	MS9585 +dash no.	MS9586 +dash no.	MS9588 +dash no.	MS9590 +dash no.	MS9591 +dash no.
.375	-04	-04	--				
.438	-05	-05	--				
.500	-06	-06	-04				
.625	-08	-08	-06	-04	--		
.750	-10	-10	-08	-06	--		
.875	-12	-12	-10	-08	-05		
1.000	-14	-14	-12	-10	-07	-04	--
1.250	-18	-18	-16	-14	-11	-08	-06
1.500	-22	-22	-20	-18	-15	-12	-10
1.750	-26	-26	-24	-22	-19	-16	-14
2.000	-28	-28	-26	-24	-21	-19	-18
2.250	-30	-30	-28	-26	-23	-21	-20
2.500	-32	-32	-30	-28	-25	-23	-22
2.750	-34	-34	-32	-30	-27	-25	-24
3.000	-36	-36	-34	-32	-29	-27	-26
3.250	-38	-38	-36	-34	-31	-29	-28
3.500	-40	-40	-38	-36	-33	-31	-30
3.750	-42	-42	-40	-38	-35	-33	-32
4.000		-44	-42	-40	-37	-35	-34
4.250		-46	-44	-42	-39	-37	-36
4.500		-48	-46	-44	-41	-39	-38
4.750		-50	-48	-46	-43	-41	-40
5.000		-52	-50	-48	-45	-43	-42
5.250		-54	-52	-50	-47	-45	-44
5.500		-56	-54	-52	-49	-47	-46
5.750		-58	-56	-54	-51	-49	-48
6.000		-60	-58	-56	-53	-51	-50



SECTION 704  
 BOLTS, MACHINE, HEXAGON HEAD, FULL SHANK, LONG THREAD, UNDRILLED  
 APPLICATION DOCUMENTS: MS9485, 9490, 9491, 9492, 9494, 9495, 9496, 9497,  
 MS9651, 9652, 9653, 9654, 9656, 9783, 9784, 9785, 9786, 9786, 9790, 9791

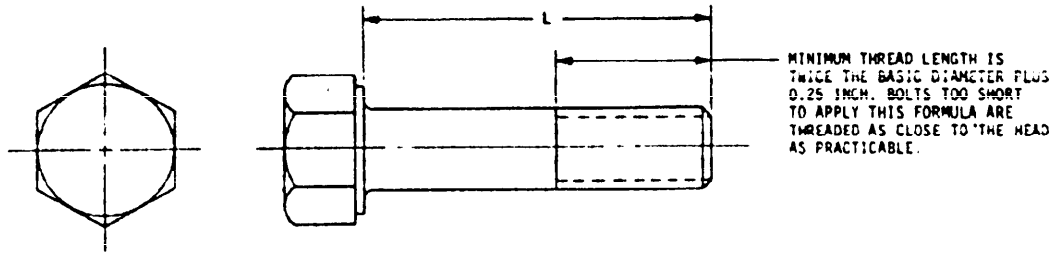


TABLE I. Materials and part numbers.

Material . . . . .		CRES		Titanium
		AMS5731	AMS5643	
Protective finish . . . . .		Passivate		--
Hardness - Rockwell . . . . .		--	C32-33	C36-42
Thread designation (UNJF-3A)	L	Part number		
.190-32	.375	-04		
	.438	-05		
	.500	-06		
	.625	-08	--	--
	.750	-10	--	--
	.875	-12	-12	-12
	1.000	-14		
	1.250	-18		
	1.500	-22		
	1.750	-26		
	2.000	-28		
	2.250	-30		
	2.500	-32		
	2.750	-34		
	3.000	-36		
	3.250	-38		
	3.500	-40		
3.750	-42			
.250-28	.375	-04		
	.438	-05		
	.500	-06		
	.625	-08		
	.750	-10		
	.875	-12		
	1.000	-14		
	1.250	-18		
	1.500	-22		
	1.750	-26		
	2.000	-28		
	2.250	-30		
	2.500	-32		
	2.750	-34		
	3.000	-36		
	3.250	-38		
	3.500	-40		
	3.750	-42		
	4.000	-44		
	4.250	-46		
	4.500	-48		
	4.750	-50		
	5.000	-52		
5.250	-54			
5.500	-56			
5.750	-58			
6.000	-60			

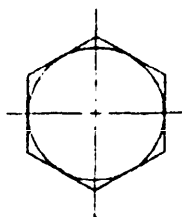
MIL-STD-1251A

TABLE 1. Materials and part numbers. - Continued

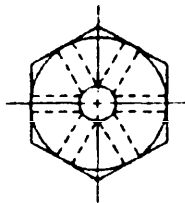
Material		CREC		Titanium	
		AMS5731	AMS5643		
Protective finish . . . . .		Passivate		--	
Hardness - Rockwell . . . . .		--	C32-38	C36-42	
Thread designation (UNJF-3A)	L	Part number			
.3125-24	.500	-04			
	.625	-06			
	.750	-08			
	.875	-10	--	--	--
	1.000	-12	--	--	--
	1.250	-16	-16	-16	-16
	1.500	-20	-20	-20	-20
	1.750	-24	-24	-24	-24
	2.000	-26	-28	-28	-28
	2.250	-28	-30	-30	-30
	2.500	-30	-32	-32	-32
	2.750	-32	-34	-34	-34
	3.000	-34	-36	-36	-36
	3.250	-36	-38	-38	-38
	3.500	-38	-40	-40	-40
	3.750	-40	-42	-42	-42
	4.000	-42	-44	-44	-44
	4.250	-44	-46	-46	-46
	4.500	-46	-48	-48	-48
	4.750	-48	-50	-50	-50
5.000	-50	-52	-52	-52	
5.250	-52	-54	-54	-54	
5.500	-54	-56	-56	-56	
5.750	-56	-58	-58	-58	
6.000	-58	-60	-60	-60	
.375-24	.625	-04			
	.750	-06			
	.875	-08			
	1.000	-10	--	--	--
	1.250	-14	-14	-14	-14
	1.500	-18	-18	-18	-18
	1.750	-22	-22	-22	-22
	2.000	-24	-26	-26	-26
	2.250	-26	-28	-28	-28
	2.500	-28	-30	-30	-30
	2.750	-30	-32	-32	-32
	3.000	-32	-34	-34	-34
	3.250	-34	-36	-36	-36
	3.500	-36	-38	-38	-38
	3.750	-38	-40	-40	-40
	4.000	-40	-42	-42	-42
	4.250	-42	-44	-44	-44
	4.500	-44	-46	-46	-46
	4.750	-46	-48	-48	-48
	5.000	-48	-50	-50	-50
5.250	-50	-52	-52	-52	
5.500	-52	-54	-54	-54	
5.750	-54	-56	-56	-56	
6.000	-56	-58	-58	-58	
.500-20	.875	-05			
	1.000	-07			
	1.250	-11			
	1.500	-15	-15	-15	-15
	1.750	-19	-19	-19	-19
	2.000	-21	-23	-23	-23
	2.250	-23	-25	-25	-25
	2.500	-25	-27	-27	-27
	2.750	-27	-29	-29	-29
	3.000	-29	-31	-31	-31
	3.250	-31	-33	-33	-33
	3.500	-33	-35	-35	-35
	3.750	-35	-37	-37	-37
	4.000	-37	-39	-39	-39
	4.250	-39	-41	-41	-41
	4.500	-41	-43	-43	-43
	4.750	-43	-45	-45	-45
	5.000	-45	-47	-47	-47
	5.250	-47	-49	-49	-49
	5.500	-49	-51	-51	-51
5.750	-51	-53	-53	-53	
6.000	-53	-55	-55	-55	
Material		CREC			
		AMS5731	AMS5643		
Protective finish . . . . .		Passivate			
Hardness - Rockwell . . . . .		--	C32-38		
Thread designation (UNJF-3A)	L	Part number			
.625-18	1.000	-04			
	1.250	-08			
	1.500	-12			
	1.750	-16	--	--	--
	2.000	-19	--	--	--
	2.250	-21	-21	-21	-21
	2.500	-23	-23	-23	-23
	2.750	-25	-25	-25	-25
	3.000	-27	-27	-27	-27
	3.250	-29	-29	-29	-29
	3.500	-31	-31	-31	-31
	3.750	-33	-33	-33	-33
	4.000	-35	-35	-35	-35
	4.250	-37	-37	-37	-37
	4.500	-39	-39	-39	-39
	4.750	-41	-41	-41	-41
	5.000	-43	-43	-43	-43
	5.250	-45	-45	-45	-45
	5.500	-47	-47	-47	-47
	5.750	-49	-49	-49	-49
6.000	-51	-51	-51	-51	
1.250	-06				
1.500	-10				
1.750	-14				
2.000	-18				
2.250	-20				
2.500	-22				
2.750	-24				
3.000	-26				
3.250	-28				
3.500	-30				
3.750	-32				
4.000	-34				
4.250	-36				
4.500	-38				
4.750	-40				
5.000	-42				
5.250	-44				
5.500	-46				
5.750	-48				
6.000	-50				
1.250	-06				
1.500	-10				
1.750	-14				
2.000	-18				
2.250	-20				
2.500	-22				
2.750	-24				
3.000	-26				
3.250	-28				
3.500	-30				
3.750	-32				
4.000	-34				
4.250	-36				
4.500	-38				
4.750	-40				
5.000	-42				
5.250	-44				
5.500	-46				
5.750	-48				
6.000	-50				

MIL-STD-1251A

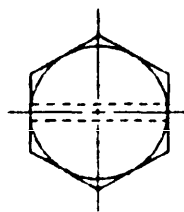
SECTION 705  
 BOLTS, MACHINE, HEXAGON HEAD, FULL SHANK, SHORT THREAD  
 APPLICABLE DOCUMENTS: MS20033-20046, 20073, 20074, AN3-20, NAS501, 1003-1020



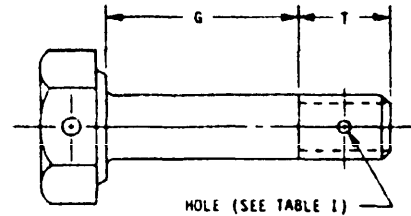
MS20033-20046



THREE HOLES  
 MS20073, 20074



ONE HOLE  
 AN3-20 NAS501  
 NAS1003-1020



HOLE (SEE TABLE I)

TABLE I. Materials.

Material	Code	Protective finish	Tensile strength (psi) min	Applicable documents
Non-CRES	-	Cadmium plate	125,000	AN3-20
Corrosion and heat resistant steel	-	Passivate	140,000	MS20033-20046
CRES	-	Passivate	90,000	NAS501
	-		140,000	NAS1003-1020
	C		--	AN3-20
Steel	-	Cadmium plate	125,000	MS20073 MS20074
Aluminum alloy	DD	Anodize	62,000	AN3-20

TABLE II. Drilling codes.

Hole option	Code	Applicable documents
Undrilled	A	AN3-20, NAS501 NAS1003-1020
Undrilled head and shank	--	MS20032-20046
Drilled head only	H,A	AN3-20, NAS501
	H	NAS1003-1020
Drilled shank only	--	NAS1003-1020
Drilled head and shank	H	AN3-20

TABLE III. Dash numbers.

Thread designation (UNJF-3A)	.190-32	.250-28	.3125-24	.375-24	.4375-20	.500-20	.625-18	.750-16	.875-14	1.000-12
T ref.	.422	.516	.562	.672	.688	.828	1.000	1.125	1.281	1.406
Basic part no.	MS20033	MS20034	MS20035	MS20036	MS20037	MS20038	MS20040	MS20042	MS20044	MS20045
G	Dash number									
.125	-1									
.250	-2									
.375	-3									
.500	-4									
.625	-5									
.750	-6									
.875	-7									
1.000	-10									
1.250	-12									
1.500	-14									
1.750	-16									
2.000	-20									
2.250	-22									
2.500	-24									
2.750	-26									
3.000	-30									
3.250	-32									
3.500	-34									
3.750	-36									
4.000	-40									
4.250	-42									
4.500	-44									
4.750	-46									
5.000	-50									

MIL-STD-1251A

TABLE 1. MS20073, 20074 dash numbers.

Thread size . . .	.190	.250	.3125	.375	.4375	.500	.625	.750
Threads per inch (UNF-3A) MS20073	32	28	24	24	20	20	18	16
Threads per inch (UNC-3A) MS20074	24	20	18	16	14	13	11	10
T min. . . . .	.500	.500	.515	.640	.703	.765	.968	1.030
First dash no. .	-03	-04	-05	-06	-07	-08	-10	-12
G	Second dash number							
.062	-.04		-.05	-.06				
.125	-.05		-.06	--				
.188	--		--	-.07				
.250	-.06		-.07	--	-.10			
.312	--		--	--	-.10			
.375	-.07		-.10	--	--	-.11		
.438	--		--	--	-.11	--	--	
.500	-.10		-.11	--	--	-.12	--	
.562	--		--	--	-.12	--	-.14	
.625	-.11		-.12	--	--	-.13	--	--
.688	--		--	--	-.13	--	-.15	--
.750	-.12		-.13	--	--	--	--	-.16
.812	--		--	--	-.14	--	-.16	--
.875	-.13		-.14	--	--	-.15	--	--
1.000	-.14		--	--	--	-.16	--	-.20
1.062	--		--	--	-.16	--	-.20	--
1.125	--		-.16	--	--	-.20	--	--
1.250	-.16		--	--	--	--	--	-.22
1.312	--		--	--	-.20	--	-.22	--
1.375	--		-.20	--	--	--	--	--
1.500	-.20		--	--	--	-.22	--	-.24
1.562	--		--	--	-.22	--	-.24	--
1.625	--		-.22	--	--	--	--	--
1.750	-.22		--	--	--	-.24	--	-.26
1.812	--		--	--	-.24	--	-.26	--
1.875	--		-.24	--	--	--	--	--
2.000	-.24		--	--	--	-.26	--	-.30
2.062	--		--	--	-.26	--	-.30	--
2.125	--		-.26	--	--	--	--	--
2.250	-.26		--	--	--	-.30	--	-.32
2.312	--		--	--	-.30	--	-.32	--
2.375	--		-.30	--	--	--	--	--
2.500	-.30		--	--	--	-.32	--	-.34
2.562	--		--	--	-.32	--	-.34	--
2.625	--		-.32	--	--	--	--	--
2.750	-.32		--	--	--	-.34	--	-.36
2.812	--		--	--	-.34	--	-.36	--
2.875	--		-.34	--	--	--	--	--
3.000	-.34		--	--	--	-.36	--	-.40
3.062	--		--	--	-.36	--	-.40	--
3.125	--		-.36	--	--	--	--	--
3.250	-.36		--	--	--	-.40	--	-.42
3.312	--		--	--	-.40	--	-.42	--
3.375	--		-.40	--	--	--	--	--
3.500	-.40		--	--	--	-.42	--	-.44
3.562	--		--	--	-.42	--	-.44	--
3.625	--		-.42	--	--	--	--	--
3.750	-.42		--	--	--	-.44	--	-.46
3.812	--		--	--	-.44	--	-.46	--
3.875	--		-.44	--	--	--	--	--
4.000	-.44		--	--	--	-.46	--	-.50
4.062	--		--	--	-.46	--	-.50	--
4.125	--		-.46	--	--	--	--	--
4.250	-.46		--	--	--	-.50	--	-.52
4.312	--		--	--	-.50	--	-.52	--
4.375	--		-.50	--	--	--	--	--
4.500	-.50		--	--	--	-.52	--	-.54
4.562	--		--	--	-.52	--	-.54	--
4.625	--		-.52	--	--	--	--	--
4.750	-.52		--	--	--	-.54	--	-.56
4.812	--		--	--	-.54	--	-.56	--
4.875	--		-.54	--	--	--	--	--
5.000	-.54		--	--	--	-.56	--	-.60
5.062	--		--	--	-.56	--	-.60	--
5.125	--		-.56	--	--	--	--	--
5.250	-.56		--	--	--	-.60	--	--
5.312	--		--	--	-.60	--	--	--
5.375	--		-.60	--	--	--	--	--
5.500	-.60		--	--	--	--	--	--

TABLE V. AN3-20, NAS501 dash numbers.

Thread designation (UNF-3A)	.190-32	.250-28	.3125-24	.375-24	.4375-20	.500-20	.625-18	.750-16	.875-14	1.250-12
T ref	.406	.469	.531	.641	.656	.791	.953	1.094	1.250	1.688
First dash no.	AN3 or NAS501-3	AN4 or NAS501-4	AN5 or NAS501-5	AN6 or NAS501-6	AN7 or NAS501-7	AN8 or NAS501-8	AN10 or NAS501-10	AN12 or NAS501-12	AN14 or NAS501-14	AN20 or NAS501-20
6	Second dash number									
.062	-3	-4	-4	-5	-5	-6	-7	-10	-11	--
.125	-4	--	--	--	--	--	--	--	--	-15
.188	--	-5	-5	-6	-6	-7	-10	-11	-12	--
.250	-5	--	--	--	--	--	--	--	--	-16
.312	--	-6	-6	-7	-7	-10	-11	-12	-13	--
.375	-6	--	--	--	--	--	--	--	--	--
.438	--	-7	-7	-10	-10	-11	-12	-13	-14	--
.500	-7	--	--	--	--	--	--	--	--	-20
.562	--	-10	-10	-11	-11	-12	-13	-14	-15	--
.625	-10	--	--	--	--	--	--	--	--	--
.688	--	-11	-11	-12	-12	-13	-14	-15	-16	--
.750	-11	--	--	--	--	--	--	--	--	-22
.812	--	-12	-12	-13	-13	--	-15	-16	--	--
.875	-12	--	--	--	--	--	--	--	--	--
.938	--	-13	-13	--	--	-15	-16	--	-20	--
1.000	-13	--	--	--	--	--	--	--	--	-24
1.062	--	--	--	-15	-15	--	--	-20	--	--
1.188	--	-15	-15	--	--	-17	-20	--	-22	--
1.250	-15	--	--	--	--	--	--	--	--	-26
1.312	--	--	--	-17	-17	--	--	-22	--	--
1.438	--	-17	-17	--	--	-21	-22	--	-24	--
1.500	-17	--	--	--	--	--	--	--	--	-30
1.562	--	--	--	-21	-21	--	--	-24	--	--
1.688	--	-21	-21	--	--	-23	-24	--	-26	--
1.750	-21	--	--	--	--	--	--	--	--	-32
1.812	--	--	--	-23	-23	--	--	-26	--	--
1.938	--	-23	-23	--	--	-25	-26	--	-30	--
2.000	-23	--	--	--	--	--	--	--	--	-34
2.062	--	--	--	-25	-25	--	--	-30	--	--
2.188	--	-25	-25	--	--	-27	-30	--	-32	--
2.250	-25	--	--	--	--	--	--	--	--	-36
2.312	--	--	--	-27	-27	--	--	-32	--	--
2.438	--	-27	-27	--	--	-31	-32	--	-34	--
2.500	-27	--	--	--	--	--	--	--	--	-40
2.562	--	--	--	-31	-31	--	--	-34	--	--
2.688	--	-31	-31	--	--	-33	-34	--	-36	--
2.750	-31	--	--	--	--	--	--	--	--	-42
2.812	--	--	--	-33	-33	--	--	-36	--	--
2.938	--	-33	-33	--	--	-35	-36	--	-40	--
3.000	-33	--	--	--	--	--	--	--	--	-44
3.062	--	--	--	-35	-35	--	--	-40	--	--
3.188	--	-35	-35	--	--	-37	-40	--	-42	--
3.250	-35	--	--	--	--	--	--	--	--	-46
3.312	--	--	--	-37	-37	--	--	-42	--	--
3.438	--	-37	-37	--	--	-41	-42	--	-44	--
3.500	-37	--	--	--	--	--	--	--	--	-50
3.562	--	--	--	-41	-41	--	--	-44	--	--
3.688	--	-41	-41	--	--	-43	-43	--	-46	--

MIL-STD-1251A

TABLE V. AN3-20, NAS501 dash numbers - Continued

Thread designation (UNF-3A)	.190-32	.250-28	.3125-24	.375-24	.4375-20	.500-20	.625-18	.750-16	.875-14	1.250-12
T ref	.406	.469	.531	.641	.656	.781	.953	1.094	1.250	1.688
First dash no.	AN3 or NAS501-3	AN4 or NAS501-4	AN5 or NAS501-5	AN6 or NAS501-6	AN7 or NAS501-7	AN8 or NAS501-8	AN10 or NAS501-10	AN 12 or NAS501-12	AN14 or NAS501-14	AN20 or NAS501-20
G	Second dash number									
3.750	-41	--	--	--	--	--	--	--	--	-52
3.812	--	--	--	-43	-43	--	--	-46	--	--
3.938	--	-43	-43	--	--	-45	-46	--	-50	--
4.000	-43	--	--	--	--	--	--	--	--	-54
4.062	--	--	--	-45	-45	--	--	-50	--	--
4.125	--	-45	-45	--	--	-47	-50	--	-52	--
4.250	-45	--	--	--	--	--	--	--	--	-56
4.312	--	--	--	-47	-47	--	--	-52	--	--
4.438	--	-47	-47	--	--	-51	-52	--	-54	--
4.500	-47	--	--	--	--	--	--	--	--	-60
4.562	--	--	--	-51	-51	--	--	-54	--	--
4.688	--	-51	-51	--	--	-53	-54	--	-56	--
4.750	-51	--	--	--	--	--	--	--	--	-62
4.812	--	--	--	-53	-53	--	--	-56	--	--
4.938	--	-53	-53	--	--	-55	-56	--	-60	--
5.000	-53	--	--	--	--	--	--	--	--	-64
5.062	--	--	--	-55	-55	--	--	-60	--	--
5.125	--	-55	-55	--	--	-57	-60	--	-62	--
5.250	-55	--	--	--	--	--	--	--	--	-66
5.312	--	--	--	-57	-57	--	--	-62	--	--
5.438	--	-57	-57	--	--	-61	-62	--	-64	--
5.500	-57	--	--	--	--	--	--	--	--	-70
5.562	--	--	--	-61	-61	--	--	-64	--	--
5.688	--	-61	-61	--	--	-63	-64	--	-66	--
5.750	-61	--	--	--	--	--	--	--	--	-72
5.812	--	--	--	-63	-63	--	--	-66	--	--
5.938	--	-63	-63	--	--	-65	-66	--	-70	--
6.000	-63	--	--	--	--	--	--	--	--	-74
6.062	--	--	--	-65	-65	--	--	-70	--	--
6.188	--	-65	-65	--	--	-67	-70	--	-72	--
6.250	-65	--	--	--	--	--	--	--	--	-76
6.312	--	--	--	-67	-67	--	--	-72	--	--
6.438	--	-67	-67	--	--	-71	-72	--	-74	--
6.500	-67	--	--	--	--	--	--	--	--	-80
6.562	--	--	--	-71	-71	--	--	-74	--	--
6.688	--	-71	-71	--	--	-73	-74	--	-76	--
6.750	-71	--	--	--	--	--	--	--	--	-80
6.812	--	--	--	-73	-73	--	--	-76	--	--
6.938	--	-73	-73	--	--	-75	-76	--	-80	--
7.000	-73	--	--	--	--	--	--	--	--	-80
7.062	--	--	--	-75	-75	--	--	-80	--	--
7.188	--	-75	-75	--	--	-77	-80	--	--	--
7.250	-75	--	--	--	--	--	--	--	--	-80
7.312	--	--	--	-77	-77	--	--	--	--	--
7.438	--	-77	-77	--	--	-81	--	--	--	--
7.500	-77	--	--	--	--	--	--	--	--	-80
7.688	--	--	-81	--	--	--	--	-83	--	--
7.938	--	--	--	--	--	-85	--	--	--	--
8.062	--	--	--	-85	--	--	--	--	--	--
8.188	--	--	--	--	--	-87	--	--	--	--

TABLE VI. NAS1003-1020 dash numbers.

Thread designation (UNF-3A)	T ref	Basic part number	Grid dash number 1/	
			Range	Increments
.190-32	.481	NAS1003		
.250-28	.544	NAS1004		
.3125-24	.632	NAS1005		
.375-24	.663	NAS1006	-1 thru -8	One
.4375-20	.745	NAS1007		
.500-20	.842	NAS1008		
.625-18	1.042	NAS1010	-10 thru -16	Two
.750-16	1.189	NAS1012		
.875-14	1.256	NAS1014		
1.000-14	1.481	NAS1016	-20 thru -96	Four
1.250-12	1.646	NAS1020		

1/ Grid dash number equals "G" dimension times 16



SECTION 706  
 BOLTS, MACHINE, HEXAGON HEAD, PD SHANK, LONG THREAD, DRILLED HEAD, ONE HOLE  
 APPLICABLE DOCUMENTS: MS9294, 9295, 9296, 9297, 9529, 9530, 9531, 9532, 9534, 9536, 9537, 9624  
 MS9625, 9626, 9627, 9629, 9685, 9686, 9687, 9688, 9690, 9692, 9693, 9816, 9817, 9818, 9819, 9821, 9823, 9824




TABLE I. Material and part numbers.

Material		CRES	Steel	Titanium		
		AMS-5643	AMS-6304	AMS-6322	AMS-4967	
Protective finish		--	Diffused nickel cadmium plate	Black oxide Cadmium plate	--	
Hardness - Rockwell		C32-38	C42-46	C26-32	C36-42	
Thread designation (UNJF-3A)	L	Part number				
.190-32	.312	-03	-03	--	--	-03
	.375	-04	-04	-04	-04	-04
	.438	-05	-05	-05	-05	-05
	.500	-06	-06	-06	-06	-06
	.625	-08	-08	-08	-08	-08
	.750	-10	-10	-10	-10	-10
	.875	-12	-12	-12	-12	-12
	1.000	-14	-14	-14	-14	-14
	1.250	-18	-18	-18	-18	-18
	1.500	-22	-22	-22	-22	-22
	1.750	-26	-26	-26	-26	-26
	2.000	-30	-30	-28	-28	-30
	2.250	-32	-32	-30	-30	-32
	2.500	-34	-34	-32	-32	-34
	2.750	-36	-36	-34	-34	-36
	3.000	-38	-38	-36	-36	-38
	3.250	-40	-40	-38	-38	-40
3.500	-42	-42	-40	-40	-42	
3.750	-44	-44	-42	-42	-44	
.250-28	.375	-04	-04	-04	-04	-04
	.438	-05	-05	-05	-05	-05
	.500	-06	-06	-06	-06	-06
	.625	-08	-08	-08	-08	-08
	.750	-10	-10	-10	-10	-10
	.875	-12	-12	-12	-12	-12
	1.000	-14	-14	-14	-14	-14
	1.250	-18	-18	-18	-18	-18
	1.500	-22	-22	-22	-22	-22
	1.750	-26	-26	-26	-26	-26
	2.000	-30	-30	-28	-28	-30
	2.250	-32	-32	-30	-30	-32
	2.500	-34	-34	-32	-32	-34
	2.750	-36	-36	-34	-34	-36
	3.000	-38	-38	-36	-36	-38
	3.250	-40	-40	-38	-38	-40
	3.500	-42	-42	-40	-40	-42
	3.750	-44	-44	-42	-42	-44
	4.000	-46	-46	-44	-44	-46
	4.250	-48	-48	-46	-46	-48
4.500	-50	-50	-48	-48	-50	
4.750	-52	-52	-50	-50	-52	
5.000	-54	-54	-52	-52	-54	
5.250	-56	-56	-54	-54	-56	
5.500	-58	-58	-56	-56	-58	
5.750	-60	-60	-58	-58	-60	
6.000	-62	-62	-60	-60	-62	

MIL-STD-1251A

TABLE 1 Material and part numbers - Continued

Material	L	CRES	Steel			Titanium
		AMS-5643	AMS-6204	AMS-E327		AMS-4967
Protective finish		--	Diffused nickel cadmium plate	Black oxide	Cadmium plate	--
Hardness - Rockwell		C32-38	C42-46	C26-32		C36-42
Thread designation (UN, UNF, 3A)		Part number				
.3175-24	.500	-04	-04	-04	-04	-04
	.625	-06	-06	-06	-06	-06
	.750	-08	-08	-08	-08	-08
	.875	-10	-10	-10	-10	-10
	1.000	-12	-12	-12	-12	-12
	1.250	-16	-16	-16	-16	-16
	1.500	-20	-20	-20	-20	-20
	1.750	-24	-24	-24	-24	-24
	2.000	-28	-28	-26	-26	-28
	2.250	-30	-30	-28	-28	-30
	2.500	-32	-32	-30	-30	-32
	2.750	-34	-34	-32	-32	-34
	3.000	-36	-36	-34	-34	-36
	3.250	-38	-38	-36	-36	-38
	3.500	-40	-40	-38	-38	-40
	3.750	-42	-42	-40	-40	-42
	4.000	-44	-44	-42	-42	-44
	4.250	-46	-46	-44	-44	-46
	4.500	-48	-48	-46	-46	-48
	4.750	-50	-50	-48	-48	-50
5.000	-52	-52	-50	-50	-52	
5.250	-54	-54	-52	-52	-54	
5.500	-56	-56	-54	-54	-56	
5.750	-58	-58	-56	-56	-58	
6.000	-60	-60	-58	-58	-60	
.375-24	.625	-04	-04	-04	-04	-04
	.750	-06	-06	-06	-06	-06
	.875	-08	-08	-08	-08	-08
	1.000	-10	-10	-10	-10	-10
	1.250	-14	-14	-14	-14	-14
	1.500	-18	-18	-18	-18	-18
	1.750	-22	-22	-22	-22	-22
	2.000	-26	-26	-24	-24	-26
	2.250	-28	-28	-26	-26	-28
	2.500	-30	-30	-28	-28	-30
	2.750	-32	-32	-30	-30	-32
	3.000	-34	-34	-32	-32	-34
	3.250	-36	-36	-34	-34	-36
	3.500	-38	-38	-36	-36	-38
	3.750	-40	-40	-38	-38	-40
	4.000	-42	-42	-40	-40	-42
	4.250	-44	-44	-42	-42	-44
	4.500	-46	-46	-44	-44	-46
	4.750	-48	-48	-46	-46	-48
	5.000	-50	-50	-48	-48	-50
5.250	-52	-52	-50	-50	-52	
5.500	-54	-54	-52	-52	-54	
5.750	-56	-56	-54	-54	-56	
6.000	-58	-58	-56	-56	-58	
.500-20	.750	-03	-03			-03
	.875	-05	-05			-05
	1.000	-07	-07			-07
	1.250	-11	-11			-11
	1.500	-15	-15			-15
	1.750	-19	-19			-19
	2.000	-23	-23			-23
	2.250	-25	-25			-25
	2.500	-27	-27			-27

MIL-STD-1251A

TABLE I. Material and part numbers. - Cont. (cont.)

Material	L	CRES		AMS 6322		Inertium	
		AMS-5643	AMS-6304	AMS 6322	AMS-4967		
Protective finish		--	Diffused nickel cadmium plate	Black oxide	Cadmium plate	--	
Hardness - Rockwell		C42-38	C42-46	C26-32		C36-42	
Thread designation (UNJF-3A)		Part number					
.500-20	2.750	-29	-29	-27	-29	-29	
	3.000	-31	-31	-29	-31	-31	
	3.250	-33	-33	-31	-33	-33	
	3.500	MS9821 + dash no.	-35	MS9734 + dash no.	-33	MS9823 + dash no.	-35
	3.750	-37	-37	-35	-37	-37	
	4.000	-39	-39	-37	-39	-39	
	4.250	-41	-41	-39	-41	-41	
	4.500	-43	-43	-41	-43	-43	
	4.750	-45	-45	-43	-45	-45	
	5.000	-47	-47	-45	-47	-47	
	5.250	-49	-49	-47	-49	-49	
	5.500	-51	-51	-49	-51	-51	
	5.750	-53	-53	-51	-53	-53	
	6.000	-55	-55	-53	-55	-55	
.625-13	1.000	-04	-04	-04	-04	-04	
	1.250	-08	-08	-08	-08	-08	
	1.500	-11	-11	-11	-11	-11	
	1.750	-16	-16	-16	-16	-16	
	2.000	-20	-20	-19	-20	-20	
	2.250	-22	-22	-21	-22	-22	
	2.500	MS9823 + dash no.	-24	MS9536 + dash no.	-23	MS9823 + dash no.	-23
	2.750	-26	-26	-25	-26	-26	
	3.000	-28	-28	-27	-28	-28	
	3.250	-30	-30	-29	-30	-30	
	3.500	-32	-32	-31	-32	-32	
	3.750	-34	-34	-33	-34	-34	
	4.000	-36	-36	-35	-36	-36	
	4.250	-38	-38	-37	-38	-38	
4.500	-40	-40	-39	-40	-40		
4.750	-42	-42	-41	-42	-42		
5.000	-44	-44	-42	-44	-44		
5.250	-46	-46	-45	-46	-46		
5.500	-48	-48	-47	-48	-48		
5.750	-50	-50	-49	-50	-50		
6.000	-52	-52	-51	-52	-52		
.750-16	1.250	-06	-06	-06	-06	-06	
	1.500	-10	-10	-10	-10	-10	
	1.750	-14	-14	-14	-14	-14	
	2.000	-18	-13	-18	-18	-18	
	2.250	-20	-20	-20	-20	-20	
	2.500	-22	-22	-22	-22	-22	
	2.750	MS9824 + dash no.	-24	MS9537 + dash no.	-24	MS9824 + dash no.	-24
	3.000	-26	-26	-26	-26	-26	
	3.250	-28	-28	-28	-28	-28	
	3.500	-30	-30	-30	-30	-30	
	3.750	-32	-32	-32	-32	-32	
	4.000	-34	-34	-34	-34	-34	
	4.250	-36	-36	-36	-36	-36	
	4.500	-38	-38	-38	-38	-38	
4.750	-40	-40	-40	-40	-40		
5.000	-42	-42	-42	-42	-42		
5.250	-44	-44	-44	-44	-44		
5.500	-46	-46	-46	-46	-46		
5.750	-48	-48	-48	-48	-48		
6.000	-50	-50	-50	-50	-50		



SECTION 707  
 BOLTS, MACHINE, HEXAGON HEAD, PD SHANK, LONG THREAD, DRILLED HEAD, THREE HOLES  
 APPLICABLE DOCUMENTS: MS9440, 9441, 9442, 9443, 9445, 9447, 9448, 9757, 9758, 9759, 9760, 9762, 9964, 9965

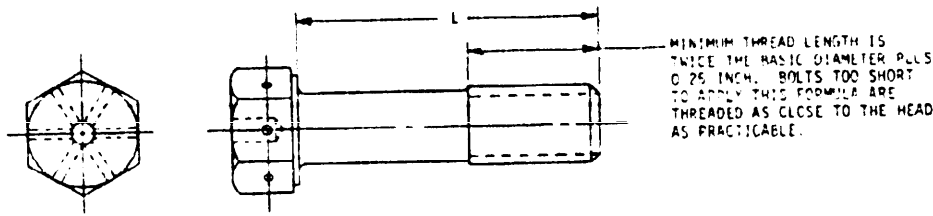


TABLE I. Materials and part numbers.

Material	Steel		
	AMS-6304	AMS-6322	
Protective finish	Diffused nickel cadmium plate	Cadmium plate	
Hardness - Rockwell	C42-46	C26-32	
Thread designation (UNJF-3A)	L	Part number	
.190-32	.312	---	-03
	.375	-04	-04
	.500	-05	-04
	.625	-06	-06
	.750	-08	-08
		-10	-10
	.875	-12	-12
	1.000	-14	-14
	1.250	-18	-18
	1.500	-22	-22
	1.750	-26	-26
	2.000	-28	-30
	2.250	-30	-32
	2.500	-32	-34
	2.750	-34	-36
3.000	-36	-38	
3.250	-38	-40	
3.500	-40	-42	
3.750	-42	-44	
.250-28	.375	-04	-04
	.438	-05	-05
	.500	-06	-06
	.625	-08	-08
	.750	-10	-10
	.875	-12	-12
	1.000	-14	-14
	1.250	-18	-18
	1.500	-22	-22
	1.750	-26	-26
	2.000	-28	-30
	2.250	-30	-32
	2.500	-32	-34
	2.750	-34	-36
	3.000	-36	-38
3.250	-38	-40	
3.500	-40	-42	
3.750	-42	-44	
4.000	-44	-46	
4.250	-46	-48	
4.500	-48	-50	
4.750	-50	-52	
5.000	-52	-54	
5.250	-54	-56	
5.500	-56	-58	
5.750	-58	-60	
6.000	-60	-62	

Material	Steel		
	AMS-6304	AMS-6322	
Protective finish	Diffused nickel cadmium plate	Cadmium plate	
Hardness - Rockwell	C42-46	C26-32	
Thread designation (UNJF-3A)	L	Part number	
.3125-24	.500	-04	-04
	.625	-06	-06
	.750	-08	-08
	.875	-10	-10
	1.000	-12	-12
	1.250	-16	-16
	1.500	-20	-20
	1.750	-24	-24
	2.000	-26	-28
	2.250	-28	-30
	2.500	-30	-32
	2.750	-32	-34
	3.000	-34	-36
	3.250	-36	-38
	3.500	-38	-40
3.750	-40	-42	
4.000	-42	-44	
4.250	-44	-46	
4.500	-46	-48	
4.750	-48	-50	
5.000	-50	-52	
5.250	-52	-54	
5.500	-54	-56	
5.750	-56	-58	
6.000	-58	-60	
.375-24	.625	-04	-04
	.750	-06	-06
	.875	-08	-08
	1.000	-10	-10
	1.250	-14	-14
	1.500	-18	-18
	1.750	-22	-22
	2.000	-24	-24
	2.250	-26	-28
	2.500	-28	-30
	2.750	-30	-32
	3.000	-32	-34
	3.250	-34	-36
	3.500	-36	-38
	3.750	-38	-40
4.000	-40	-42	
4.250	-42	-44	
4.500	-44	-46	
4.750	-46	-48	
5.000	-48	-50	
5.250	-50	-52	
5.500	-52	-54	
5.750	-54	-56	
6.000	-56	-58	

MIL-STD-1251A

TABLE I. Materials and part numbers - Continued

Material	Steel		
	AMS-6304	AMS-6322	
Protective finish	Diffused nickel cadmium plate	Cadmium plate	
Hardness - Rockwell	C42-46	C26-32	
Thread designation (UNJF-3A)	Part number		
.500-20	.750	--	-03
	.875	-05	-05
	1.000	-07	-07
	1.250	-11	-11
	1.500	-15	-15
	1.750	-19	-19
	2.000	-21	-23
	2.250	-23	-25
	2.500	-25	-27
	2.750	-27	-29
	3.000	-29	-31
	3.250	-31	-33
	3.500	-33	-35
	3.750	-35	-37
	4.000	-37	-39
	4.250	-39	-41
	4.500	-41	-43
	4.750	-43	-45
5.000	-45	-47	
5.250	-47	-49	
5.500	-49	-51	
5.750	-51	-53	
6.000	-53	-55	
.625-18	1.000	-04	-04
	1.250	-08	-08
	1.500	-12	-12
	1.750	-16	-16
	2.000	-19	-20
	2.250	-21	-22
	2.500	-23	-24
	2.750	-25	-26
	3.000	-27	-28
	3.250	-29	-30
	3.500	-31	-32
	3.750	-33	-34
	4.000	-35	-36
	4.250	-37	-38
	4.500	-39	-40
	4.750	-41	-42
	5.000	-43	-44
	5.250	-45	-46
5.500	-47	-48	
5.750	-49	-50	
6.000	-51	-52	

Material	Steel		
	AMS-6304	AMS-6322	
Protective finish	Diffused nickel cadmium plate	Cadmium plate	
Hardness - Rockwell	C42-46	C26-32	
Thread designation (UNJF-3A)	L	Part number	
.750-16	1.250	-06	-06
	1.500	-10	-10
	1.750	-14	-14
	2.000	-18	-18
	2.250	-20	-20
	2.500	-22	-22
	2.750	-24	-24
	3.000	-26	-26
	3.250	-28	-28
	3.500	-30	-30
	3.750	-32	-32
	4.000	-34	-34
	4.250	-36	-36
	4.500	-38	-38
	4.750	-40	-40
	5.000	-42	-42
	5.250	-44	-44
	5.500	-46	-46
	5.750	-48	-48
	6.000	-50	-50

SECTION 708

BOLTS, MACHINE, HEXAGON HEAD, RD SHANK, LONG THREAD, UNDRILLED  
 APPLICABLE DOCUMENTS: MS9283, 9284, 9295, 9286, 9451, 9452, 9453, 9454, 9456, 9458, 9459, 9519, 9519, 9520, 9521, MS9520, 9525, 9526, 9675, 9634, 9635, 9636, 9638, 9805, 9806, 9807, 9808, 9510, 9312, 9513.

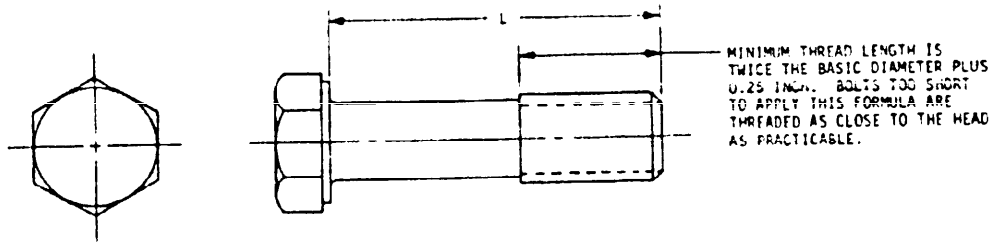


TABLE I. Material and part numbers.

Material	L	CRES		Steel		Titanium
		AMS-5643	AMS-6304	AMS-6322		AMS-4967
Protective finish		--	Diffused nickel cadmium plate	Black oxide	Cadmium plate	--
Hardness - Rockwell		C32-38	C42-46	C26-32		C36-42
Thread designation (UNJF-3A)		Part number				
.190-32	.312	-03	--	--	--	-03
	.375	-04	-04	-04	-04	-04
	.438	-05	-05	-05	-05	-05
	.500	-06	-06	-06	-06	-06
	.625	-08	-08	-08	-08	-08
	.750	-10	-10	-10	-10	-10
	.875	-12	-12	-12	-12	-12
	1.000	-14	-14	-14	-14	-14
	1.250	-18	-18	-18	-18	-18
	1.500	-22	-22	-22	-22	-22
	1.750	-26	-26	-26	-26	-26
	2.000	-30	-28	-28	-28	-30
	2.250	-32	-30	-30	-30	-32
	2.500	-34	-32	-32	-32	-34
	2.750	-36	-34	-34	-34	-36
	3.000	-38	-36	-36	-36	-38
3.250	-40	-38	-38	-38	-40	
3.500	-42	-40	-40	-40	-42	
3.750	-44	-42	-42	-42	-44	
.250-28	.375	-04	-04	-04	-04	-04
	.438	-05	-05	-05	-05	-05
	.500	-06	-06	-06	-06	-06
	.625	-08	-08	-08	-08	-08
	.750	-10	-10	-10	-10	-10
	.875	-12	-12	-12	-12	-12
	1.000	-14	-14	-14	-14	-14
	1.250	-18	-18	-18	-18	-18
	1.500	-22	-22	-22	-22	-22
	1.750	-26	-26	-26	-26	-26
	2.000	-30	-28	-28	-28	-30
	2.250	-32	-30	-30	-30	-32
	2.500	-34	-32	-32	-32	-34
	2.750	-36	-34	-34	-34	-36
	3.000	-38	-36	-36	-36	-38
	3.250	-40	-38	-38	-38	-40
	3.500	-42	-40	-40	-40	-42
	3.750	-44	-42	-42	-42	-44
	4.000	-46	-44	-44	-44	-46
	4.250	-48	-46	-46	-46	-48
4.500	-50	-48	-48	-48	-50	
4.750	-52	-50	-50	-50	-52	
5.000	-54	-52	-52	-52	-54	
5.250	-56	-54	-54	-54	-56	
5.500	-58	-56	-56	-56	-58	
5.750	-60	-58	-58	-58	-60	
6.000	-62	-60	-60	-60	-62	

MIL-STD-1251A

TABLE I. Material and part numbers.- Continued

Material		CPEC	Case 1			Titanium
		AMS-5643	AMS-631M	AMS-6477		AMS-4967
Protective finish		--	Diffused nickel cadmium plate	Black oxide	Cadmium plate	--
Hardness - Rockwell		C32-38	C42-46	C26-32		C36-42
Thread designation (UNJF-3A)	L	Part number				
.375-24	.500	-04	-04	-04	-04	-04
	.625	-06	-06	-06	-06	-06
	.750	-08	-08	-08	-08	-08
	.875	-10	-10	-10	-10	-10
	1.000	-12	-12	-12	-12	-12
	1.250	-16	-16	-16	-16	-16
	1.500	-20	-20	-20	-20	-20
	1.750	-24	-24	-24	-24	-24
	2.000	-28	-26	-26	-26	-28
	2.250	-30	-28	-28	-28	-30
	2.500	-32	-30	-30	-30	-32
	2.750	-34	-32	-32	-32	-34
	3.000	-36	-34	-34	-34	-36
	3.250	-38	-36	-36	-36	-38
	3.500	-40	-38	-38	-38	-40
	3.750	-42	-40	-40	-40	-42
	4.000	-44	-42	-42	-42	-44
	4.250	-46	-44	-44	-44	-46
	4.500	-48	-46	-46	-46	-48
	4.750	-50	-48	-48	-48	-50
5.000	-52	-50	-50	-50	-52	
5.250	-54	-52	-52	-52	-54	
5.500	-56	-54	-54	-54	-56	
5.750	-58	-56	-56	-56	-58	
6.000	-60	-58	-58	-58	-60	
.375-24	.625	-04	-04	-04	-04	-04
	.750	-06	-06	-06	-06	-06
	.875	-08	-08	-08	-08	-08
	1.000	-10	-10	-10	-10	-10
	1.250	-14	-14	-14	-14	-14
	1.500	-18	-18	-18	-18	-18
	1.750	22	-22	-22	-22	-22
	2.000	-26	-24	-24	-24	-26
	2.250	-28	-26	-26	-26	-28
	2.500	-30	-28	-28	-28	-30
	2.750	-32	-30	-30	-30	-32
	3.000	-34	-32	-32	-32	-34
	3.250	-36	-34	-34	-34	-36
	3.500	-38	-36	-36	-36	-38
	3.750	-40	-38	-38	-38	-40
	4.000	-42	-40	-40	-40	-42
	4.250	-44	-42	-42	-42	-44
	4.500	-46	-44	-44	-44	-46
	4.750	-48	-46	-46	-46	-48
	5.000	-50	-48	-48	-48	-50
5.250	-52	-50	-50	-50	-52	
5.500	-54	-52	-52	-52	-54	
5.750	-56	-54	-54	-54	-56	
6.000	-58	-56	-56	-56	-58	



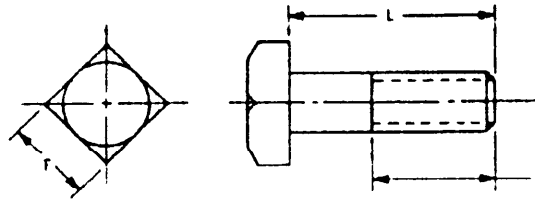
TABLE I. Material and part numbers. - Continued

Material	CRES AMS-5643	Steel		Titanium	
		AMS-6304	AMS-6322	AMS-4967	
Protective finish	--	Diffused nickel cadmium plate	Cadmium plate	--	
Hardness - Rockwell	C32-38	C42-46	C26-32	C36-42	
Thread designation (UNJF-3A)	L	Part number			
.500-20	.750	-03	--	--	-03
	.875	-05	-05	-05	-05
	1.000	-07	-07	-07	-07
	1.250	-11	-11	-11	-11
	1.500	-15	-15	-15	-15
	1.750	-19	-19	-19	-19
	2.000	-23	-21	-21	-23
	2.250	-25	-23	-23	-25
	2.500	-27	-25	-25	-27
	2.750	-29	-27	-27	-29
	3.000	-31	-29	-29	-31
	3.250	-33	-31	-31	-33
	3.500	-35	-33	-33	-35
	3.750	-37	-35	-35	-37
	4.000	-39	-37	-37	-39
	4.250	-41	-39	-39	-41
	4.500	-43	-41	-41	-43
	4.750	-45	-43	-43	-45
5.000	-47	-45	-45	-47	
5.250	-49	-47	-47	-49	
5.500	-51	-49	-49	-51	
5.750	-53	-51	-51	-53	
6.000	-55	-53	-53	-55	
.625-18	1.000	-04	-04	-04	
	1.250	-08	-08	-08	
	1.500	-12	-12	-12	
	1.750	-16	-16	-16	
	2.000	-20	-19	-19	
	2.250	-22	-21	-21	
	2.500	-24	-23	-23	
	2.750	-26	-25	-25	
	3.000	-28	-27	-27	
	3.250	-30	-29	-29	
	3.500	-32	-31	-31	
	3.750	-34	-33	-33	
	4.000	-36	-35	-35	
	4.250	-38	-37	-37	
	4.500	-40	-39	-39	
	4.750	-42	-41	-41	
	5.000	-44	-43	-43	
	5.250	-46	-45	-45	
5.500	-48	-47	-47		
5.750	-50	-49	-49		
6.000	-52	-51	-51		
.750-16	1.250	-06	-06	-06	
	1.500	-10	-10	-10	
	1.750	-14	-14	-14	
	2.000	-18	-18	-18	
	2.250	-20	-20	-20	
	2.500	-22	-22	-22	
	2.750	-24	-24	-24	
	3.000	-26	-26	-26	
	3.250	-28	-28	-28	
	3.500	-30	-30	-30	
	3.750	-32	-32	-32	
	4.000	-34	-34	-34	
	4.250	-36	-36	-36	
	4.500	-38	-38	-38	
	4.750	-40	-40	-40	
	5.000	-42	-42	-42	
	5.250	-44	-44	-44	
	5.500	-46	-46	-46	
5.750	-48	-48	-48		
6.000	-50	-50	-50		



MIL-STD-1251A

SECTION TOP  
BOLTS, MACHINE, SQUARE HEAD  
APPLICABLE DOCUMENT: MS35355



MINIMUM THREAD LENGTH IS TWICE THE BASIC DIAMETER PLUS 0.25 INCH. BOLTS TOO SHORT TO APPLY THIS FORMULA ARE THREADED AS CLOSE TO THE HEAD AS PRACTICABLE.

TABLE I. Material.

Material	Protective finish	Tensile strength (psi) min.
Carbon steel	Cadmium plate	60,000

TABLE II. Part numbers.

Thread designation (UNC-2A)	.250-20	.3125-18	.375-16	.4375-14	.500-13	.625-11	.750-10	.875-9	1.000-8	1.250-7
Part number	.275	500	.605	625	.750	975	1 125	1 3125	1 500	1 875
L	MS35355 + dash number									
.75	-1	-32	-63	--	--					
1.00	-2	-33	-64	-94	-124					
1.25	-3	-34	-65	-95	-125					
1.50	-4	-35	-66	-96	-126	-159	-192	-230	-268	
2.00	-5	-36	-67	-97	-127	-160	-193	-231	-269	
2.50	-6	-37	-68	-98	-128	-161	-194	-232	-270	
3.00	-7	-38	-69	-99	-129	-162	-195	-233	-271	-341
3.50	-8	-39	-70	-100	-130	-163	-196	-234	-272	-342
4.00	-9	-40	-71	-101	-131	-164	-197	-235	-273	-343
4.50	-10	-41	-72	-102	-132	-165	-198	-236	-274	-344
5.00	-11	-42	-73	-103	-133	-166	-199	-237	-275	-345
5.50	-12	-43	-74	-104	-134	-167	-200	-238	-276	-346
6.00	-13	-44	-75	-105	-135	-168	-201	-239	-277	-347
6.50	-14	-45	-76	-106	-136	-169	-202	-240	-278	-348
7.00	-15	-46	-77	-107	-137	-170	-203	-241	-279	-349
7.50	-16	-47	-78	-108	-138	-171	-204	-242	-280	-350
8.00	-17	-48	-79	-109	-139	-172	-205	-243	-281	-351
8.50	-18	-49	-80	-110	-140	-173	-206	-244	-282	-352
9.00	-19	-50	-81	-111	-141	-174	-207	-245	-283	-353
9.50	-20	-51	-82	-112	-142	-175	-208	-246	-284	-354
10.00	-21	-52	-83	-113	-143	-176	-209	-247	-285	-355
11.00	-22	-53	-84	-114	-144	-177	-210	-248	-286	-356
12.00	-23	-54	-85	-115	-145	-178	-211	-249	-287	-357
13.00	-24	-55	-86	-116	-146	-179	-212	-250	-288	-358
14.00	-25	-56	-87	-117	-147	-180	-213	-251	-289	-359
15.00	-26	-57	-88	-118	-148	-181	-214	-252	-290	-360
16.00	-27	-58	-89	-119	-149	-182	-215	-253	-291	-361
17.00	-28	-59	-90	-120	-150	-183	-216	-254	-292	-362
18.00	-29	-60	-91	-121	-151	-184	-217	-255	-293	-363
19.00	-30	-61	-92	-122	-152	-185	-218	-256	-294	-364
20.00	-31	-62	-93	-123	-153	-186	-219	-257	-295	-365
21.00	--	--	--	--	-154	-187	-220	-258	-296	-366
22.00	--	--	--	--	-155	-188	-221	-259	-297	-367
23.00					-156	-189	-222	-260	-298	-368
24.00					-157	-190	-223	-261	-299	-369
25.00					-158	-191	-224	-262	-300	-370
26.00							-225	-263	-301	-371
27.00							-226	-264	-302	-372
28.00							-227	-265	-303	-373
29.00							-228	-266	-304	-374
30.00							-229	-267	-305	-375

MIL-STD-1251A

SECTION 801  
BOLTS, SELF-LOCKING, LONG THREAD, DRILLED  
APPLICABLE DOCUMENTS: MS18153, 18154

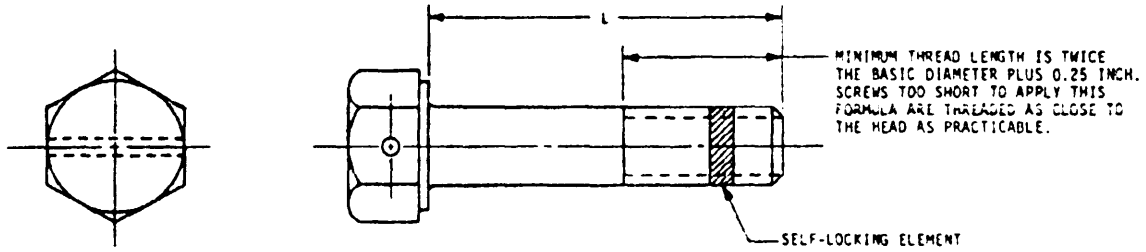


TABLE I. Material.

Material	Protective finish	Tensile strength (psi) min
Alloy steel	Cadmium plate	150,000

TABLE II. MS18153, 18154 part numbers.

Thread size	.250	.3125	.375	.4375	.500	.625	.750	.875	1.000
Threads per inch (UNF-2A) MS18153 . . .	28	24	24	20	20	18	16	14	12
Threads per inch (UNC-2A) MS18154 . . .	20	18	16	14	13	11	10	9	8
L	Dash number 1/2								
.375	-1L	-27L	--						
.438	-2L	-28L	--						
.500	-3L	-29L	-55L						
.625	-5L	-31L	-57L	--	--	--			
.750	-6L	-32L	-58L	-84L	-110L	-133L			
.875	-7L	-33L	-59L	-85L	-111L	-134L			
1.000	-8L	-34L	-60L	-86L	-112L	-135L	-157L	--	--
1.250	-9L	-35L	-61L	-87L	-113L	-136L	-158L	-182L	-206L
1.500	-10L	-36L	-62L	-88L	-114L	-137L	-159L	-183L	-207L
1.750	-11L	-37L	-63L	-89L	-115L	-138L	-160L	-184L	-208L
2.000	-12L	-38L	-64L	-90L	-116L	-139L	-161L	-185L	-209L
2.250	-13L	-39L	-65L	-91L	-117L	-140L	-162L	-186L	-210L
2.500	-14L	-40L	-66L	-92L	-118L	-141L	-163L	-187L	-211L
2.750	-15L	-41L	-67L	-93L	-119L	-142L	-164L	-188L	-212L
3.000	-16L	-42L	-68L	-94L	-120L	-143L	-165L	-189L	-213L
3.250	-17L	-43L	-69L	-95L	-121L	-144L	-166L	-190L	-214L
3.500	-18L	-44L	-70L	-96L	-122L	-145L	-167L	-191L	-215L
3.750	-19L	-45L	-71L	-97L	-123L	-146L	-168L	-192L	-216L
4.000	-20L	-46L	-72L	-98L	-124L	-147L	-169L	-193L	-217L
4.250	-21L	-47L	-73L	-99L	-125L	-148L	-170L	-194L	-218L
4.500	-22L	-48L	-74L	-100L	-126L	-149L	-171L	-195L	-219L
4.750	-23L	-49L	-75L	-101L	-127L	-150L	-172L	-196L	-220L
5.000	-24L	-50L	-76L	-102L	-128L	-151L	-173L	-197L	-221L
5.500	--	--	--	--	-129L	-152L	-174L	-198L	-222L
6.000	--	--	--	--	-130L	-153L	-175L	-199L	-223L

1/ For non-locking fasteners on MS18153, 18154 see section 1401.

SECTION 802  
 BOLTS, SELF-LOCKING, LONG THREAD, UNFILLEDED  
 APPLICABLE DOCUMENTS: MS90727, 90728

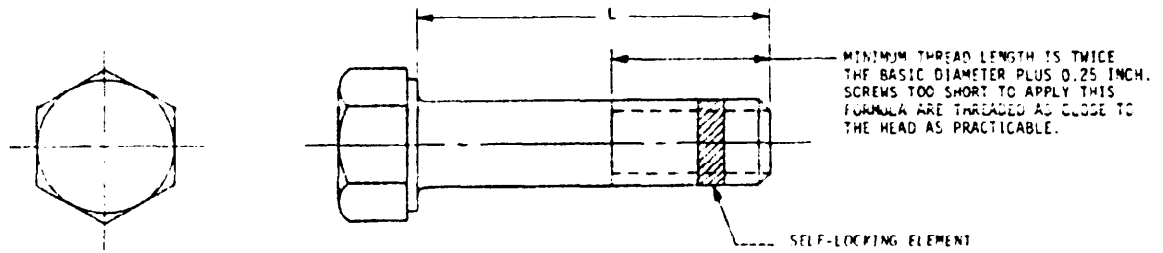


TABLE I. Material.

Material	Protective finish	Tensile strength (psi) min	Applicable documents
Alloy steel	Cadmium plate	150,000	MS90727 1/
		150,000 sizes thru 1.5 180,000 sizes above 1.5	MS90728 1/

1. for non-locking fasteners see section 1403.

TABLE II. MS90727, 90728 dash numbers.

Thread size	.250	.3125	.375	.500	.625	.750	1.000	1.250	1.500	1.750	2.000	2.250	2.500
Threads per inch (UNF-2A) MS90727	28	24	24	20	18	16	12	12	12				
Threads per inch (UNC-2A) MS90728	20	18	16	13	11	10	8	7	6	5	4.5	4.5	4
L	Dash number												
.375	-1L	-27L	-53L	--									
.438	-2L	-28L	-54L	--									
.500	-3L	-29L	-55L	-104L									
.625	-5L	-31L	-57L	-106L	-155L	--							
.750	-6L	-32L	-58L	-107L	-156L	-179L							
.875	-7L	-33L	-59L	-108L	-157L	-180L							
1.000	-8L	-34L	-60L	-109L	-158L	-181L	-224L	--	--				
1.250	-10L	-36L	-62L	-111L	-160L	-183L	-226L	-265L	--				
1.500	-12L	-38L	-64L	-113L	-162L	-185L	-228L	-267L	-302L				
1.750	-13L	-39L	-65L	-114L	-163L	-186L	-229L	-268L	-303L	-319L	--		
2.000	-14L	-40L	-66L	-115L	-164L	-187L	-230L	-269L	-304L	-320L	--		
2.250	-15L	-41L	-67L	-116L	-165L	-188L	-231L	-270L	-305L	-321L	-335L		
2.500	-16L	-42L	-68L	-117L	-166L	-189L	-232L	-271L	-306L	-322L	-336L	--	--
2.750	-17L	-43L	-69L	-118L	-167L	-190L	-233L	-272L	-307L	-323L	-337L	-349L	-361L
3.000	-18L	-44L	-70L	-119L	-168L	-191L	-234L	-273L	-308L	-324L	-338L	-350L	-362L
3.250	-19L	-45L	-71L	-120L	-169L	-192L	-235L	-274L	-309L	-325L	-339L	-351L	-363L
3.500	-20L	-46L	-72L	-121L	-170L	-193L	-236L	-275L	-310L	-326L	-340L	-352L	-364L
3.750	-21L	-47L	-73L	-122L	-171L	-194L	-237L	-276L	-311L	-327L	-341L	-353L	-365L
4.000	-22L	-48L	-74L	-123L	-172L	-195L	-238L	-277L	-312L	-328L	-342L	-354L	-366L
4.250	-23L	-49L	-75L	-124L	-173L	-196L	-239L	-278L	-313L	-329L	-343L	-355L	-367L
4.500	-24L	-50L	-76L	-125L	-174L	-197L	-240L	-279L	-314L	-330L	-344L	-356L	-368L
4.750	-25L	-51L	-77L	-126L	-175L	-198L	-241L	-280L	-315L	-331L	-345L	-357L	-369L
5.000	-26L	-52L	-78L	-127L	-176L	-199L	-242L	-281L	-316L	-332L	-346L	-358L	-370L
5.500	--	--	--	-128L	-177L	-200L	-243L	-282L	-317L	-333L	-347L	-359L	-371L
6.000	--	--	--	-129L	-178L	-201L	-244L	-283L	-318L	-334L	-348L	-360L	-372L

## MIL-STD-1251A

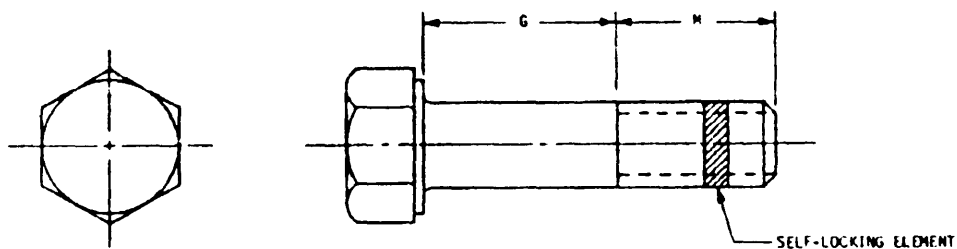
SECTION 803  
BOLTS, SELF-LOCKING, SHORT THREAD  
APPLICABLE DOCUMENTS: MS21094, 21095

TABLE I. Materials.

Material	Protective finish	Tensile strength (psi) min	Applicable documents
Alloy steel	Cadmium plate	125,000	MS21094
CRLS	Passivate	80,000	MS21095

TABLE II. MS21094, 21095 dash numbers.

Thread designation UNF-3A 1/	M ref	First dash number	Second dash number 2/	
		MS21094, 21095	MS21094	MS21095
.190-32	.406	-3	-003 thru -056	-001 thru -056
.250-28	.469	-4	-004 thru -072	-002 thru -072
.3125-24	.531	-5	-006 thru -088	-006 thru -008
.375-24	.641	-6	-006 thru -088	-006 thru -088
.4375-20	.656	-7	-008 thru -100	-008 thru -100
.500-20	.781	-8	-008 thru -100	-008 thru -100
.625-18	.953	-10	-010 thru -112	-010 thru -112
.750-16	.969	-12	-012 thru -112	-012 thru -112
.875-14	1.250	-14	-014 thru -112	-014 thru -112
1.000-12	1.375	-16	-016 thru -112	-016 thru -112
1.250-12	1.687	-20	-020 thru -128	-020 thru -128

1/ For thread sizes .138 and .164 on MS21095 see section 2107.

2/ Dash number equals grip dimension "G" times 16.  
Increments of one (-001 thru -004), two (-006 thru -016), and four (-020 thru -128).

SECTION 901  
 BOLTS, SHEAR, HEXAGON HEAD  
 APPLICABLE DOCUMENTS: NAS1303-1320, 1588, 1953-1970

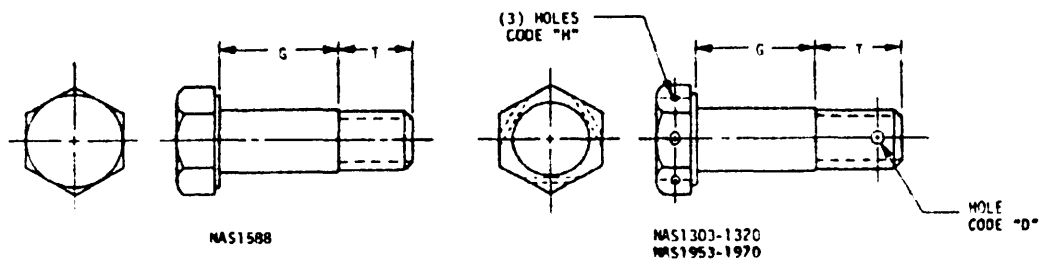


TABLE I. Materials.

Material	Code	Protective finish	Code	Tensile strength (psi) min	Applicable documents
Alloy steel	-	Cadmium plate	--	160,000	NAS1303-1320
				180,000	NAS1953-1970
CRES	C	Passivate	--	180,000	NAS1953-1970
		Aluminum coat	P		
Titanium alloy	T	None	--		
		Aluminum coat	P		
Corrosion and heat resistant alloy	-	Passivate	--	185,000	NAS1588

## MIL-STD-1251A

TABLE II. Basic part numbers.

Thread designation (UNJF-3A)	T ref	Basic part number		
.190-32	.330	NAS1303	NAS1953	--
	.363	--	--	NAS1588-3
.250-28	.403	--	--	NAS1588-4
	.425	NAS1304	NAS1954	--
.3125-24	.469	NAS1305	NAS1955	--
	.501	--	--	NAS1588-5
.375-24	.578	NAS1306	NAS1956	--
	.594	--	--	NAS1588-6
.4375-20	.594	NAS1307	NAS1957	--
	.675	--	--	NAS1588-7
.500-20	.735	NAS1308	NAS1958	--
	.768	--	--	NAS1588-8
.625-18	.902	NAS1310	NAS1960	--
	.981	--	--	NAS1588-10
.750-16	1.041	NAS1312	NAS1962	--
	1.157	--	--	NAS1588-12
.875-14	1.184	NAS1314	NAS1964	--
	1.351	--	--	NAS1588-14
1.000-12	1.309	NAS1316	NAS1966	--
	1.519	--	--	NAS1588-16
1.250-12	1.646	NAS1320	NAS1970	--
	--	--	--	--

TABLE III. Grip dash numbers.

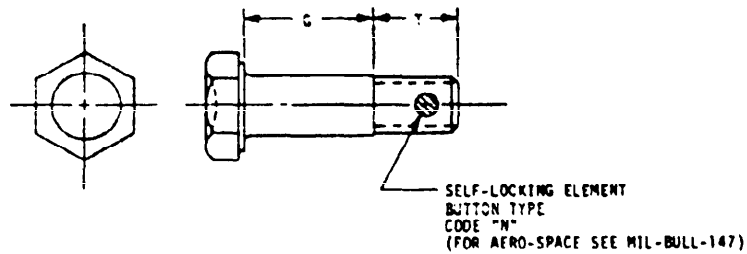
Document no. . . . .	NAS1588	NAS1303-1320, NAS1953-1970
Thread designation (UNJF-3A)	Grip dash no. range 1/	Grip dash no. range 1/
.190-32	-4 thru -48	-1 thru -96
.250-28	-4 thru -56	
.3125-24	-4 thru -64	
.375-24	-4 thru -72	
.4375-20	-4 thru -80	
.500-20	-4 thru -80	
.625-18	-6 thru -96	
.750-16	-8 thru -96	
.875-14	-8 thru -96	
1.000-12	-10 thru -96	

1/ Grip dash number equals "G" dimension times 16  
 increments of one (-1 thru -8), two (-10 thru -16) and four (-20 thru -96).



MIL-STD-1251A

SECTION 902  
 BOLTS, SHEAR, HEXAGON HEAD, SELF-LOCKING  
 APPLICABLE DOCUMENTS: NAS1223-1235

TABLE I. Materials.

Material <sup>1/</sup>	Protective finish	Tensile strength (psi) min
Alloy steel	Cadmium plate	160,000

<sup>1/</sup> For CRES bolts listed on NAS1223-1235 see section 201.

TABLE II. Dash numbers.

Thread designation (UNJF-3A)	T ref	Basic part number	Grip dash number <sup>1/</sup>	
			Range	Increments
.190-32	.338	NAS1223		
.250-28	.425	NAS1224		
.3125-24	.469	NAS1225		
.375-24	.578	NAS1226	-1 thru -8	One
.4375-20	.594	NAS1227		
.500-20	.735	NAS1228	-10 thru -16	Two
.625-18	.902	NAS1230		
.750-16	1.041	NAS1231		
.875-14	1.184	NAS1232		
1.000-12	1.309	NAS1233		
1.250-12	1.646	NAS1235	-20 thru -96	Four

<sup>1/</sup> Grip dash number equals "G" dimension times 16

MIL-STD-1251A

SECTION 903  
 BOLTS, SHEAR, HEXAGON HEAD, SELF-LOCKING AND NON-LOCKING  
 APPLICABLE DOCUMENTS: NAS6203-6220, 6303-6420, 6403-6420, 6604-6820  
 NAS6704-6720, 6803-6120

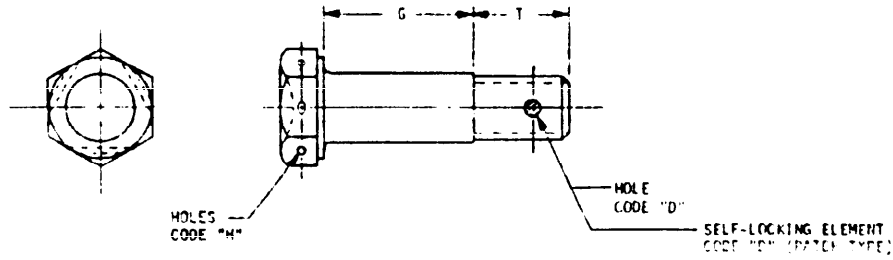


TABLE I. Basic part numbers.

Material		Alloy steel	CRES	Titanium
Tensile strength (psi) min		160,000	160,000	160,000
Inhead designation (UNF-3A)	T ref	Basic part number		
.190-32	.323 .345	NAS6203 --	NAS6303 --	NAS6403 NAS6803
.240-28	.370 .421	NAS6204 NAS6604	NAS6304 NAS6704	NAS6404 NAS6804
.3125-24	.438 .469	NAS6205 NAS6605	NAS6305 NAS6705	NAS6405 NAS6805
.375-24	.454 .578	NAS6206 NAS6606	NAS6306 NAS6706	NAS6406 NAS6806
.4375-20	.528 .694	NAS6207 NAS6607	NAS6307 NAS6707	NAS6407 NAS6807
.500-20	.528 .735	NAS6208 NAS6608	NAS6308 NAS6708	NAS6408 NAS6808
.625-18	.626 .902	NAS6210 NAS6610	NAS6310 NAS6710	NAS6410 NAS6810
.750-16	.666 1.041	NAS6212 NAS6612	NAS6312 NAS6712	NAS6412 NAS6812
.875-14	.759 1.184	NAS6214 NAS6614	NAS6314 NAS6714	NAS6414 NAS6814
1.000-12	.895 1.309	NAS6216 NAS6616	NAS6316 NAS6716	NAS6416 NAS6816
1.250-12	1.083 1.645	NAS6220 NAS6620	NAS6320 NAS6720	NAS6420 NAS6820

TABLE II. Protective finish.

Protective finish	Code	Applicable documents
Passivate	U	NAS6303-6320, 6704-6720, NAS6403-6420, 6804-6820
Chromium plate (shank only)	C	NAS6203-6220, 6604-6620, NAS6303-6320, 6704-6720
Aluminum coat	A	NAS6303-6320, 6704-6720, NAS6403-6420, 6804-6820
Cadmium plate	--	NAS6203-6220, 6403-6420, NAS6604-6620, 6704-6720, NAS6804-6820

TABLE III. Grip dash numbers.

Document no.	NAS6203-6220, NAS6303-6320, NAS6403-6420	NAS6604-6620, NAS6704-6720, NAS6804-6820
Thread size	Grip dash no range 1/	
All	-1 thru -96	-1 thru -64

1/ Dash number equals grip dimension "G" times 16  
 Increments of one (-1 thru -8), two (-10 thru -16), and  
 four (-20 thru -96).

SECTION 904  
 BOLTS, SHEAR, SPLINE DRIVE  
 APPLICABLE DOCUMENTS: MS21134, 21296, 21297

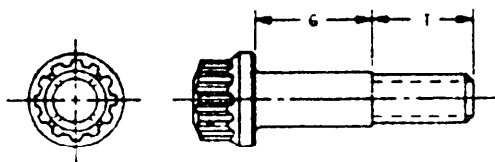


TABLE I. Material and dash numbers.

Material	Alloy steel			
Protective finish	Cadmium plate			
Tensile strength (psi) min.	180,000	220,000	260,000	
Document number	MS21134	MS21297	MS21296	
Thread designation (UNJF-3A)	ref	Dash number		
.190-32	.378	-03	--	--
	.408	--	-03	--
	.438	--	--	-03
.250-28	.455	-04	--	--
	.495	--	-04	--
	.520	--	--	-04
.3125-24	.541	-05	--	--
	.589	--	-05	--
	.634	--	--	-05
.375-24	.604	-06	--	--
	.659	--	-06	--
	.719	--	--	-06
.4375-20	.701	-07	--	--
	.763	--	-07	--
	.833	--	--	-07
.500-20	.763	-08	--	--
	.838	--	-08	--
	.913	--	--	-08
.625-18	.910	-10	--	--
	1.005	--	-10	--
	1.095	--	--	-10
.750-16	1.063	-12	--	--
	1.173	--	-12	--
	1.293	--	--	-12
.875-14	1.223	-14	--	--
	1.348	--	-14	--
	1.488	--	--	-14
1.000-12	1.396	-16	--	--
	1.546	--	-16	--
	1.696	--	--	-16
1.250-12	1.646	-20	--	
	1.836	--	-20	
1.500-12	1.896	-24	--	
	2.116	--	-24	

TABLE II. Grip dash numbers.

Document no.	MS21134	MS21297	MS21296
Thread size	Grip dash number range 1/		
.190	003 thru 096	003 thru 096	002 thru 064
.250	003 thru 096	003 thru 096	002 thru 096
.3125	003 thru 096	003 thru 096	002 thru 096
.375	003 thru 096	003 thru 096	002 thru 096
.4375	003 thru 096	003 thru 096	005 thru 096
.500	003 thru 096	003 thru 096	006 thru 096
.625	005 thru 112	003 thru 112	008 thru 112
.750	005 thru 112	003 thru 112	010 thru 112
.875	007 thru 112	003 thru 112	012 thru 112
1.000	007 thru 112	003 thru 112	014 thru 112
1.250	010 thru 128	003 thru 112	--
1.500	010 thru 128	003 thru 112	--

1/ Grip dash number equals "G" dimension times 16  
 Increments of one (-002 thru -008), two (-010 thru -016),  
 and four (-020 thru -128).

MIL-STD-1251A

SECTION 1001  
 BOLTS, SHOULDER  
 APPLICABLE DOCUMENT: NAS1297

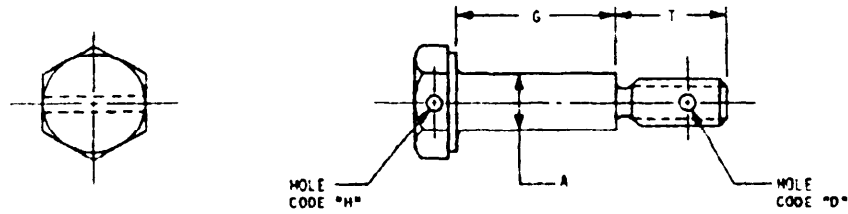


TABLE I. Material.

Material	Protective finish	Tensile strength (psi) min
Alloy steel	Leadum plate	125,000

TABLE II. NAS1297 dash numbers. 1/

Thread designation (UNJF-3A)	.190-32	.250-28	.3125-24	.375-24	.4375-20	.500-20	.625-18
A max . . . . .	.249	.312	.374	.437	.499	.624	.749
T ref . . . . .	.362	.453	.498	.607	.629	.770	.941
First dash number . . .	-3	-4	-5	-6	-7	-8	-10
G	Second dash number						
.072	-1	--	--	--	--		
.135	-2	-2	-2	--	--		
.198	-3	-3	-3	-3	-3		
.260	-4	-4	-4	-4	-4	-4	-4
.322	-5	-5	-5	-5	-5	-5	-5
.385	-6	-6	-6	-6	-6	-6	-6
.448	-7	-7	-7	-7	-7	-7	-7
.572	-9	-9	-9	-9	-9	-9	-9
.698	-11	-11	-11	-11	-11	-11	-11
.922		-13	-13	-13	-13	-13	-13
.948		--	-15	-15	-15	-15	-15
1.260		--	--	--	-20	-20	-20
1.510		--	--	--	--	-24	-24

1/ For fasteners .138-32 (UNJF-3A) see section 2203.

SECTION 1161  
BOLTS, SQUARE NECK  
APPLICABLE DOCUMENT: MS35751

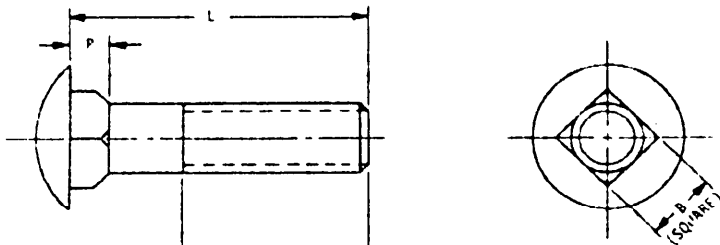


TABLE 1. Material and part numbers.

Material . . . . .	Carbon steel						
Protective finish . . . . .	Cadmium plate or zinc coat						
Tensile strength (psi) min.	60,000						
Thread size . . . . .	.190	.250	.3125	.375	.500	.625	.750
Threads per inch (UNC-2A) .	24	20	18	16	13	11	10
B max . . . . .	.199	.260	.324	.388	.515	.642	.768
P max . . . . .	.125	.156	.187	.219	.281	.344	.406
L	MS35751 + dash number						
.75	-1	-15	-40	-68	--		
1.00	-2	-16	-41	-69	-123		
1.25	-3	-17	-42	-70	-124		
1.50	-4	-18	-43	-71	-125	-152	--
1.75	-5	-19	-44	-72	-126	-153	--
2.00	-6	-20	-45	-73	-127	-154	-181
2.25	-7	-21	-46	-74	-128	--	--
2.50	-8	-22	-47	-75	-129	-156	-183
2.75	-9	-23	-48	-76	-130	-157	--
3.00	-10	-24	-49	-77	-131	-158	-185
3.25	-11	-25	-50	-78	-132	-159	--
3.50	-12	-26	-51	-79	-133	-160	-187
3.75	-13	-27	-52	-80	-134	--	--
4.00	-14	-28	-53	-81	-135	-162	-189
4.50	--	-29	-54	-82	-136	-163	-190
5.00		-30	-55	-83	-137	-164	-191
6.00		-32	-57	-85	-139	-166	-193
7.00		-34	-59	-87	-141	-168	-195
8.00		-36	-61	-89	-143	-170	-197
9.00		--	-63	-91	-145	-172	-199
10.00		--	-65	-93	-147	-174	-201
11.00				-94	-148	-175	
12.00				-95	-149	-176	

MIL-STD-1251A

SECTION 1201  
BOLTS, TEE HEAD  
APPLICABLE DOCUMENT: NAS28

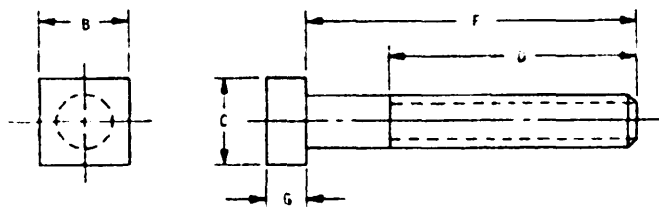
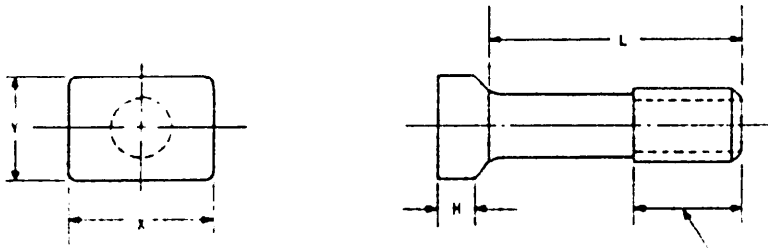


TABLE I. Material and part numbers.

Material	Steel					
Protective finish	Cadmium plate or zinc coat					
Tensile strength (psi) min	125,000					
Thread designation (UNJF-3A)	B	C	D	F	G	NAS28 + dash no.
.190-32	.31	.25	2.25	3.25	.13	-3
.250-28	.43	.38	2.50	3.50	.16	-4
.3125-24	.56	.44	2.75	3.75	.19	-5
.375-24	.56	.50	3.00	4.00	.22	-6
.4375-20	.75	.68	3.25	4.25	.25	-7
.500-20	.94	.81	3.50	4.50	.28	-8
.625-18	1.00	1.00	4.00	5.00	.34	-10

MIL-STD-1251A

SECTION 1202  
 BOLTS, TEE HEAD, CHAMFERED  
 APPLICABLE DOCUMENTS: MS9397, 9398, 9399, 9400  
 MS9402, 9432, 9433, 9434, 9435, 9437



MINIMUM THREAD LENGTH IS TWICE THE BASIC DIAMETER PLUS 0.25 INCH. BOLTS TOO SHORT TO APPLY THIS FORMULA ARE THREADED AS CLOSE TO THE HEAD AS PRACTICABLE.

TABLE I. Materials and part numbers.

Material	Steel	CRES	Steel	CRES	Steel	CRES	Steel	CRES	Steel	CRES
Protective finish	Cadmium plate	--	Cadmium plate	--	Cadmium plate	--	Cadmium plate	--	Cadmium plate	--
Thread designation (UNJF-3A)	.190-32		.250-28		.3125-24		.375-24		.500-20	
X max.	.440		.500		.570		.660		.860	
Y max.	.320		.380		.440		.500		.640	
H nom.	.125		.156		.188		.219		.281	
L	MS9397 + dash no.	MS9432 + dash no.	MS9398 + dash no.	MS9433 + dash no.	MS9399 + dash no.	MS9434 + dash no.	MS9400 + dash no.	MS9435 + dash no.	MS9402 + dash no.	MS9437 + dash no.
.375	-04		--		--					
.438	-05		-05		--					
.500	-06		-06		-04					
.625	-08		-08		-06		--		--	
.750	-10		-10		-08		-06		--	
.875	-12		-12		-10		-08		-05	
1.000	-14		-14		-12		-10		-07	
1.250	-18		-18		-16		-14		-11	
1.500	-22		-22		-20		-16		-15	
1.750	-26		-26		-24		-22		-19	
2.000	-28		-28		-26		-24		-21	
2.250	-30		-30		-28		-26		-23	
2.500	-32		-32		-30		-28		-25	
2.750	-34		-34		-32		-30		-27	
3.000	-36		-36		-34		-32		-29	
3.250			-38		-36		-34		-31	
3.500			-40		-38		-36		-33	
3.750			-42		-40		-38		-35	
4.000			-44		-42		-40		-37	
4.250			-46		-44		-42		-39	
4.500			-48		-46		-44		-41	
4.750			-50		-48		-46		-43	
5.000			-52		-50		-48		-45	
5.250			-54		-52		-50		-47	
5.500			-56		-54		-52		-49	
5.750			--		-56		-54		-51	
6.000			--		-58		-56		-53	

MIL-STD-1251A

SECTION 1301  
BOLTS, U  
APPLICABLE DOCUMENTS: NAS3103-3110, 3303-3305

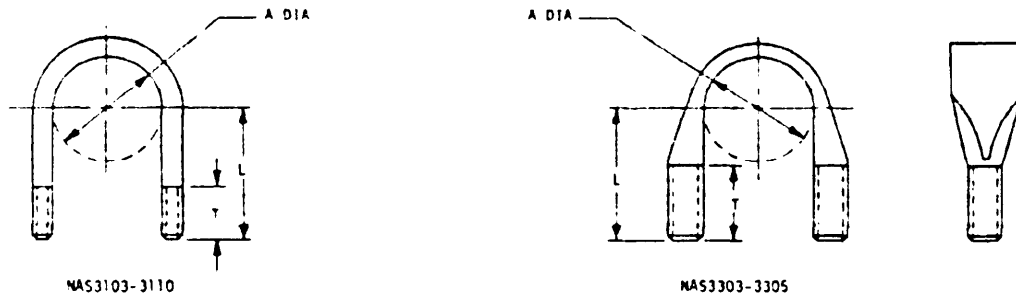


TABLE I. Materials.

Material	Code	Protective finish	Tensile strength (psi) min
Carbon steel	-	Cadmium plate	55,000
CREC	C	Passivate	--

TABLE II. NAS3103 - 3110 dash numbers.

Thread designation (UNF-2A)	.190-32	.250-28	.3125-24	.375-24	.500-20	.625-18
T min.	.500	.625	.750		1.250	
Basic part no.	NAS					
	3103	3104	3105	3106	3108	3110
First dash no. 1/	Second dash no. range 2/					
-4	-6 thru -24	--	--		--	
-5	-8 thru -24	--	--		--	
-6	-8 thru -24	-10 thru -24	-10 thru -32		--	
-7	-8 thru -24	-10 thru -24	-10 thru -32		--	
-8	-8 thru -24	-10 thru -24	-10 thru -32		-14 thru -40	
-10	-10 thru -28	-12 thru -28	-12 thru -36		-16 thru -40	
-12	-10 thru -32	-12 thru -32	-12 thru -40		-16 thru -44	
-14	-12 thru -32	-14 thru -32	-14 thru -40		-18 thru -44	
-16	-12 thru -32	-14 thru -32	-14 thru -40		-18 thru -48	
-18	-14 thru -32	-16 thru -32	-16 thru -40		-20 thru -48	
-20	-14 thru -32	-16 thru -32	-16 thru -40		-20 thru -48	
-22	-16 thru -32	-18 thru -32	-18 thru -40		-22 thru -48	
-24	-16 thru -32	-18 thru -32	-18 thru -40		-22 thru -48	
-28	--	--	-20 thru -40		-24 thru -48	
-32	--	--	-22 thru -40		-28 thru -48	
-36	--	--	--		-28 thru -48	
-40	--	--	--		-32 thru -48	
-44	--	--	--		-32 thru -48	
-48	--	--	--		-36 thru -48	

TABLE III. NAS3303 - 3305 dash numbers.

Thread designation (UNF-3A)	.190-32	.250-28	.3125-24
T min.	.500		.750
Basic part no.	NAS		
	3303	3304	3305
First dash no. 1/	Second dash no. range 2/		
-4	-6 thru -24	--	--
-5	-8 thru -24	--	--
-6	-8 thru -24	-10 thru -24	-10 thru -32
-7	-8 thru -24	-10 thru -24	-10 thru -32
-8	-8 thru -24	-10 thru -24	-10 thru -32
-10	-10 thru -28	-12 thru -28	-12 thru -36
-12	-10 thru -32	-12 thru -32	-12 thru -40
-14	-12 thru -32	-14 thru -32	-14 thru -40
-16	-12 thru -32	-14 thru -32	-14 thru -40
-18	-14 thru -32	-16 thru -32	-16 thru -40
-20	-14 thru -32	-16 thru -32	-16 thru -40
-22	-16 thru -32	-18 thru -32	-18 thru -40
-24	-16 thru -32	-18 thru -32	-18 thru -40
-28	--	--	-20 thru -40
-32	--	--	-22 thru -40

1/ First dash number equals "A" dimension times 8.

2/ Second dash number equals "L" dimension times 8.  
Increments of two (-6 thru -24) and four (-28 thru -40).



MIL-STD-1251A

SECTION 1401  
SCREWS (AF, HEXAGON HEAD, DRILLED HEAD), ONE INCH  
APPROXIMATE DIMENSIONS: MS18153, 18154, 51099, 51100

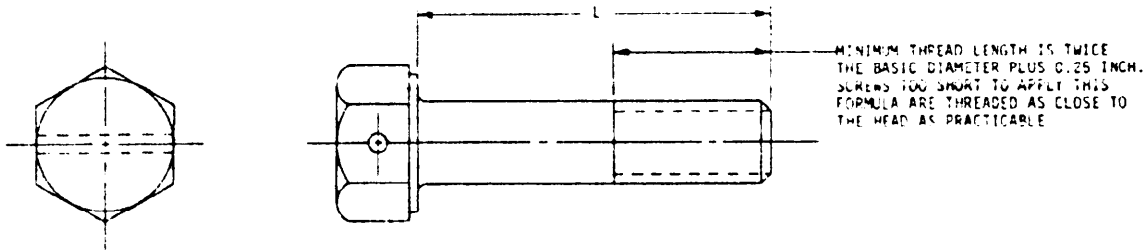


TABLE I. Materials.

Material	Protective finish	Tensile strength (psi) min	Applicable documents
Alloy steel	Cadmium plate	150,000	MS18153, 18154 1/
CRES	Passivate	70,000	MS51099, 51100

1/ For self-locking on fasteners on MS18153, 18154 see section 801.

TABLE II. MS18153, 18154, 51099, 51100 dash numbers.

Nominal size	.250	.3125	.375	.4375	.500	.625	.750	.875	1.000
Threads per inch (UNC-2A) MS18154, 51099	20	18	16	14	13	11	10	9	8
Threads per inch (UNF-2A) MS18153, 51100	28	24	24	20	20	18	16	14	12
L	Dash number								
.175	-1	-27	--						
.434	-2	-28	--						
.500	-3	-29	-55						
.625	-5	-31	-57	--	--	--			
.750	-6	-32	-58	-84	-110	-133			
.875	-7	-33	-59	-85	-111	-134			
1.000	-8	-34	-60	-86	-112	-135	-157	--	--
1.250	-9	-35	-61	-87	-113	-136	-158	-182	-206
1.500	-10	-36	-62	-88	-114	-137	-159	-183	-207
1.750	-11	-37	-63	-89	-115	-138	-160	-184	-208
2.000	-12	-38	-64	-90	-116	-139	-161	-185	-209
2.250	-13	-39	-65	-91	-117	-140	-162	-186	-210
2.500	-14	-40	-66	-92	-118	-141	-163	-187	-211
2.750	-15	-41	-67	-93	-119	-142	-164	-188	-212
3.000	-16	-42	-68	-94	-120	-143	-165	-189	-213
3.250	-17	-43	-69	-95	-121	-144	-166	-190	-214
3.500	-18	-44	-70	-96	-122	-145	-167	-191	-215
3.750	-19	-45	-71	-97	-123	-146	-168	-192	-216
4.000	-20	-46	-72	-98	-124	-147	-169	-193	-217
4.250	-21	-47	-73	-99	-125	-148	-170	-194	-218
4.500	-22	-48	-74	-100	-126	-149	-171	-195	-219
4.750	-23	-49	-75	-101	-127	-150	-172	-196	-220
5.000	-24	-50	-76	-102	-128	-151	-173	-197	-221
5.500	--	--	--	--	-129	-152	-174	-198	-222
6.000	--	--	--	--	-130	-153	-175	-199	-223



MIL-STD-1251A

SECTION 1402  
 SCREWS, CAP, HEXAGON HEAD, DRILLED SHANK  
 APPLICABLE DOCUMENTS: MS51105, 51106, 51109, 51110

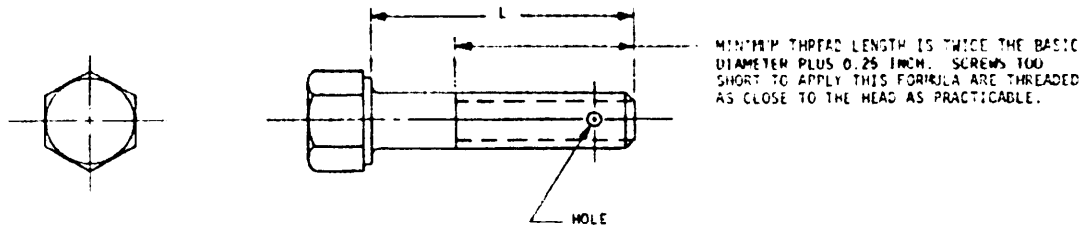


TABLE I. MS51105, 51106, 51109, 51110 part numbers.

Thread size	.250		.3125		.375		.4375	
	1/ or 2/	3/ or 4/	1/ or 2/	3/ or 4/	1/ or 2/	3/ or 4/	1/ or 2/	3/ or 4/
L								
.375	-301	-1	-327	-27	--	--		
.438	-302	-2	-328	-28	--	--		
.500	-303	-3	-329	-29	-355	-55		
.625	-305	-5	-331	-31	-357	-57	--	--
.750	-306	-6	-332	-32	-358	-58	-384	-84
.875	-307	-7	-333	-33	-359	-59	-385	-85
1.000	-308	-8	-334	-34	-360	-60	-386	-86
1.250	-309	-9	-335	-35	-361	-61	-387	-87
1.500	-310	-10	-336	-36	-362	-62	-388	-88
1.750	-311	-11	-337	-37	-363	-63	-389	-89
2.000	-312	-12	-338	-38	-364	-64	-390	-90
2.250	-313	-13	-339	-39	-365	-65	-391	-91
2.500	-314	-14	-340	-40	-366	-66	-392	-92
2.750	-315	-15	-341	-41	-367	-67	-393	-93
3.000	-316	-16	-342	-42	-368	-68	-394	-94
3.250	-317	-17	-343	-43	-369	-69	-395	-95
3.500	-318	-18	-344	-44	-370	-70	-396	-96
3.750	-319	-19	-345	-45	-371	-71	-397	-97
4.000	-320	-20	-346	-46	-372	-72	-398	-98
4.250	-321	-21	-347	-47	-373	-73	-399	-99
4.500	-322	-22	-348	-48	-374	-74	-400	-100
4.750	-323	-23	-349	-49	-375	-75	-401	-101
5.000	-324	-24	-350	-50	-376	-76	-402	-102
5.500	--	--	--	--	--	--	--	--
6.000	--	--	--	--	--	--	--	--

1/, 2/, 3/ and 4/ see table II.

## MIL-STD-1251A

TABLE I. M551105, 51106, 51109, 51110 part numbers. - Continued

Thread size	.500		.625		.750		.875		1.000	
	1/ or 2/	3/ or 4/	1/ or 2/	3/ or 4/	1/ or 2/	3/ or 4/	1/ or 2/	3/ or 4/	1/ or 2/	3/ or 4/
.375										
.438										
.500										
.625	---	---	---	---						
.750	-410	-110	-433	-133						
.875	-411	-111	-434	-134						
1.000	-412	-112	-435	-135	-457	-157	--	--	--	--
1.250	-413	-113	-436	-136	-458	-158	-487	-187	-506	-206
1.500	-414	-114	-437	-137	-459	-159	-488	-188	-507	-207
1.750	-415	-115	-438	-138	-460	-160	-489	-189	-508	-208
2.000	-416	-116	-439	-139	-461	-161	-495	-185	-509	-209
2.250	-417	-117	-440	-140	-462	-162	-486	-186	-510	-210
2.500	-418	-118	-441	-141	-463	-163	-487	-187	-511	-211
2.750	-419	-119	-442	-142	-464	-164	-488	-188	-512	-212
3.000	-420	-120	-443	-143	-465	-165	-489	-189	-513	-213
3.250	-421	-121	-444	-144	-466	-166	-490	-190	-514	-214
3.500	-422	-122	-445	-145	-467	-167	-491	-191	-515	-215
3.750	-423	-123	-446	-146	-468	-168	-492	-192	-516	-216
4.000	-424	-124	-447	-147	-469	-169	-493	-193	-517	-217
4.250	-425	-125	-448	-148	-470	-170	-494	-194	-518	-218
4.500	-426	-126	-449	-149	-471	-171	-495	-195	-519	-219
4.750	-427	-127	-450	-150	-472	-172	-496	-196	-520	-220
5.000	-428	-128	-451	-151	-473	-173	-497	-197	-521	-221
5.500	-429	-129	-452	-152	-474	-174	-498	-198	-522	-222
6.000	-430	-130	-453	-153	-475	-175	-499	-199	-523	-223

TABLE II. Footnotes to table I.

Foot notes	Part numbers	Thread series	Material	Protective finish	Tensile strength (psi) min
1/	M551105 + dash no.	UNC-2A	Carbon steel	Cadmium plate	120,000
2/	M551106 + dash no.	UNF-2A			
3/	M551109 + dash no.	UNC-2A	CRS	Passivate	70,000
4/	M551110 + dash no.	UNF-2A			

SECTION 1403  
SCREWS, CAP, HEADLESS (C), UNF, UNF-2A  
APPLICABLE DOCUMENTS: MS35307, 35308, 35309, 35310, 90727, 90728

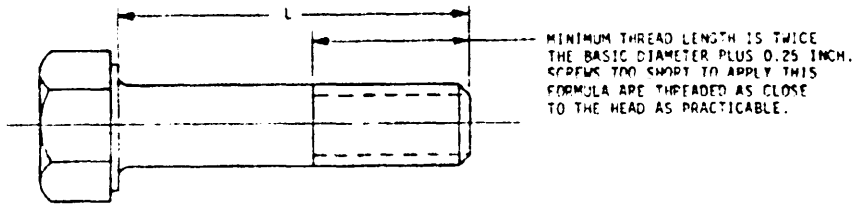


TABLE I. Materials.

Material	Protective finish	Tensile strength (psi) min	Applicable documents
CRES	Passivate	70,000	MS35307, 35308
Naval brass	None	60,000	MS35309, 35310
Alloy steel	Cadmium plate	150,000 thread sizes up to 1.5 120,000 thread sizes over 1.5	MS90727, 90728

1/ For self-locking fasteners on MS90727, 90728 see section 802.

TABLE II. MS35307-35310 dash numbers.

Thread size . . . . .	.250	.3125	.375	.4375	.500	.625	.750	.875	1.000	1.250
Threads per inch UNC-2A MS35307, MS35309 . . . . .	20	18	16	14 <sup>1/2</sup>	13	11	10	9	8	7
Threads per inch UNF-2A MS35308, MS35310 . . . . .	28	24 <sup>2/3</sup>	24	20 <sup>1/2</sup>	20	18	16	14 <sup>2/3</sup>	12	12
L	Dash numbers									
.375	-301	-327	-353	--	--					
.438 <sup>1/2</sup>	-302	-328	-354	-379	-379					
.500	-303	-329	-355	-380	-404					
.625	-305	-331	-357	-382	-406	-455		--		
.750	-306	-332	-358	-383	-407	-456	-479	--		
.875	-307	-333	-359	-384	-408	-457	-480	-502		
1.000	-308	-334	-360	-385	-409	-458	-481	-503	-524	--
1.250	-310	-336	-362	-387	-411	-460	-483	-505	-526	-565
1.500	-312	-338	-364	-389	-413	-462	-485	-507	-528	-567
1.750	-313	-339	-365	-390	-414	-463	-486	-508	-529	-568
2.000	-314	-340	-366	-391	-415	-464	-487	-509	-530	-569
2.250	-315	-341	-367	-392	-416	-465	-488	-510	-531	-570
2.500	-316	-342	-368	-393	-417	-466	-489	-511	-532	-571
2.750	-317	-343	-369	-394	-418	-467	-490	-512	-533	-572
3.000	-318	-344	-370	-395	-419	-468	-491	-513	-534	-573
3.250 <sup>1/2</sup>	-319	-345	-371	-396	-420	-469	-492	-514	-535	-574
3.500	-320	-346	-372	-397	-421	-470	-493	-515	-536	-575
3.750 <sup>1/2</sup>	-321	-347	-373	-398	-422	-471	-494	-516	-537	-576
4.000	-322	-348	-374	-399	-423	-472	-495	-517	-538	-577
4.250 <sup>1/2</sup>	-323	-349	-375	-400	-424	-473	-496	-518	-539	-578
4.500	-324	-350	-376	-401	-425	-474	-497	-519	-540	-579
4.750 <sup>1/2</sup>	-325	-351	-377	-402	-426	-475	-498	-520	-541	-580
5.000	-326	-352	-378	-403	-427	-476	-499	-521	-542	-581
5.500	--	--	--	--	-428	-477	-500	-522	-543	-582
6.000	--	--	--	--	-429	-478	-501	-523	-544	-583

1/ For MS35307, 35308 dash numbers only.  
2/ For MS35308 dash numbers only.

## MIL-STD-1251A

TABLE III. MS90727, 90728 dash numbers.

Thread size . . . . .	.250	.3125	.375	.500	.625	.750	1.000	1.250	1.500	1.750	2.000	2.250	2.500
Threads per inch (UNF-2A) MS90727 . . .	28	24	24	20	18	16	12	12	12	--	--	--	--
Threads per inch (UNC-2A) MS90728 . . .	20	18	16	13	11	10	8	7	6	5	4.5	4.5	4
L	Dash number												
.375	- 1	-27	-53	--									
.438	- 2	-28	-54	--									
.500	- 3	-29	-55	-104									
.625	- 5	-31	-57	-106	-155	--							
.750	- 6	-32	-58	-107	-156	-179							
.875	- 7	-33	-59	-108	-157	-180							
1.000	- 8	-34	-60	-109	-158	-181	-224	--	--				
1.250	-10	-36	-62	-111	-160	-183	-226	-265	--				
1.500	-12	-38	-64	-113	-162	-185	-228	-267	-302				
1.750	-13	-39	-65	-114	-163	-186	-229	-268	-303	-319	--		
2.000	-14	-40	-66	-115	-164	-187	-230	-269	-304	-320	--		
2.250	-15	-41	-67	-116	-165	-188	-231	-270	-305	-321	-335		
2.500	-16	-42	-68	-117	-166	-189	-232	-271	-306	-322	-336	--	--
2.750	-17	-43	-69	-118	-167	-190	-233	-272	-307	-323	-337	-349	-361
3.000	-18	-44	-70	-119	-168	-191	-234	-273	-308	-324	-338	-350	-362
3.250	-19	-45	-71	-120	-169	-192	-235	-274	-309	-325	-339	-351	-363
3.500	-20	-46	-72	-121	-170	-193	-236	-275	-310	-326	-340	-352	-364
3.750	-21	-47	-73	-122	-171	-194	-237	-276	-311	-327	-341	-353	-365
4.000	-22	-48	-74	-123	-172	-195	-238	-277	-312	-328	-342	-354	-366
4.250	-23	-49	-75	-124	-173	-196	-239	-278	-313	-329	-343	-355	-367
4.500	-24	-50	-76	-125	-174	-197	-240	-279	-314	-330	-344	-356	-368
4.750	-25	-51	-77	-126	-175	-198	-241	-280	-315	-331	-345	-357	-369
5.000	-26	-52	-78	-127	-176	-199	-242	-281	-316	-332	-346	-358	-370
5.500	--	--	--	-128	-177	-200	-243	-282	-317	-333	-347	-359	-371
6.000	--	--	--	-129	-178	-201	-244	-283	-318	-334	-348	-360	-372

SECTION 1501  
SCREWS, CAP, SOCKET HEAD, DRILLED AND UNDRILLED  
APPLICABLE DOCUMENTS: NAS1351, 1352

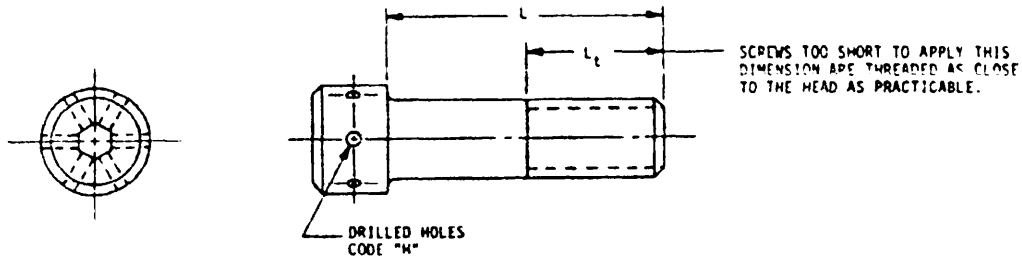


TABLE I. Materials.

Material	Code	Protective Finish	Code	Tensile strength (psi) min
Alloy steel	--	Cadmium plate	P	160,000
		Black oxide	--	
CRES	C	Cadmium plate	n	60,000
		Passivate	--	
Heat resistant steel	N	Silver plate	S	160,000
		Passivate	--	

TABLE II. NAS1351, 1352 dash numbers. 1/

Thread size . . .	.060	.086	.112	.138	.164	.190	.250	.3125	.375	.4375	.500	.625	.750	.875	1.000	1.250	1.500
Threads per inch NAS1351 (UNRF-3A)	80	64	48	40	36	32	28	24	24	20	20	18	16	14	12	--	--
Threads per inch NAS1352 (UNRF-3A)	--	56	40	32	32	24	20	18	16	14	13	11	10	9	8	7	6
	.500	.625	.750	.750	.875	.875	1.000	1.125	1.250	1.375	1.500	1.750	2.000	2.250	NAS1351 2.250	--	--
															NAS1352 2.500	3.125	3.750
First dash no. . .	-00	-02	-04	-06	-08	-3	-4	-5	-6	-7	-8	-10	-12	-14	-16	-20	-24
L	Second dash number																
.125	-2	--	--	--	--												
.188	-3	--	--	--	--												
.250	-4	-4	-4	-4	-4												
.375	-6	-6	-6	-6	-6	-6	-6	-6	--								
.500	--	-8	-8	-8	-8	-8	-8	-8	-8								
.625	--	--	-10	-10	-10	-10	-10	-10	-10								
.750			-12	-12	-12	-12	-12	-12	-12	-12	-12	--					
.875			--	-14	-14	-14	-14	-14	-14	-14	-14	--					
1.000			--	-16	-16	-16	-16	-16	-16	-16	-16	-16					
1.250					-20	-20	-20	-20	-20	-20	-20	-20	--				
1.500					-24	-24	-24	-24	-24	-24	-24	-24	-24				
1.750					--	-28	-28	-28	-28	-28	-28	-28	-28				
2.000						-32	-32	-32	-32	-32	-32	-32	-32	-32	--		
2.250						--	-36	-36	-36	-36	-36	-36	-36	-36	--		
2.500						--	--	-40	-40	-40	-40	-40	-40	-40	-40	-40	
2.750									-44	-44	-44	-44	-44	-44	-44	--	
3.000									-48	-48	-48	-48	-48	-48	-48	-48	-48
3.250									--	--	--	--	-52	-52	-52	-52	
3.500												-56	-56	-56	-56	-56	-56
4.000												--	-64	-64	-64	-64	-64
4.500												--	-72	-72	-72	-72	-72
5.000														-80	-80	-80	-80
5.500														--	--	-88	-88
6.000														--	--	-96	-96

1/ For self-locking fasteners on NAS1351, 1352 see section 2101.

MIL-STD-1251A

SECTION 1502  
SCREWS, CAP, SOCKET HEAD, UNDRILLED, SHOULDER  
APPLICABLE DOCUMENT: MS51975

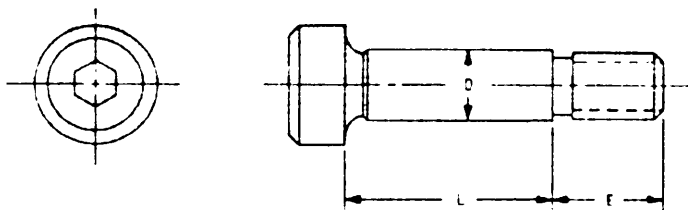


TABLE I. Material.

Material	Protective finish	Tensile strength (psi) min
Alloy steel	Cadmium plate	140,000

TABLE II. Part numbers.

Thread designation (UNC-3A)	.190-24	.250-20	.3125-18	.375-16	.500-13	.625-11
E min	.355	.418	.480	.595	.720	.845
D max	.248	.3105	.373	.498	.623	.743
L	51975 + dash number					
.375	-1	--	--			
.500	-2	-8	-16			
.625	-3	-9	-17			
.750	-4	-10	-18	-28	--	
1.000	-5	-11	-19	-29	--	
1.250	-6	-12	-20	-30	-43	
1.500	-7	-13	-21	-31	-44	-53
1.750	--	-14	-22	-32	-45	54
2.000	--	-15	-23	-33	-46	-55
2.250			-24	-34	-47	-56
2.500			-25	-35	-48	-57
2.750			-26	-36	-49	-58
3.000			-27	-37	-50	-59
3.750			--	--	-80	--



SECTION 1601  
SCREWS, CLOSE TOLERANCE, HEXAGON HEAD  
APPLICABLE DOCUMENTS: NAS1982 1982

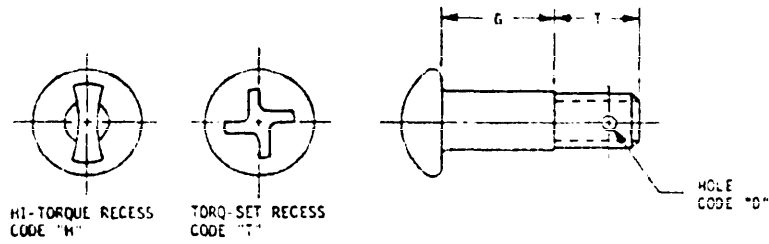


TABLE I. Materials.

Material	Code	Protective finish	Code	Tensile strength (psi) min
Alloy steel	-	Cadmium plate	--	180,000
Titanium alloy	T	None	--	
		Aluminum coat	P	
CRCS	C	Passivate	--	
		Aluminum coat	P	

TABLE II. Dash numbers.

Thread designation (-3A)	T ref	Basic part number	Grip dash number 1/	
			Range	Increments
.164-32 UNJC	.33R	NAS1982	-1 thru -8	One
.190-32 UNJF	.33B	NAS1983		
.250-28 UNJF	.425	NAS1984		
.3125-24 UNJF	.469	NAS1985	-10 thru -16	Two
.375-24 UNJF	.57B	NAS1986		
.4375-20 UNJF	.594	NAS1987	-20 thru -96	Four
.500-20 UNJF	.735	NAS1988		
.625-18 UNJF	.902	NAS1990		

1/ Grip dash number equals "G" dimension times 16

MIL-STD-1251A

SECTION 1602  
SCREWS, CLOSE TOLERANCE, FILLISTER HEAD  
APPLICABLE DOCUMENTS NAS1121-1128, 1181-1188

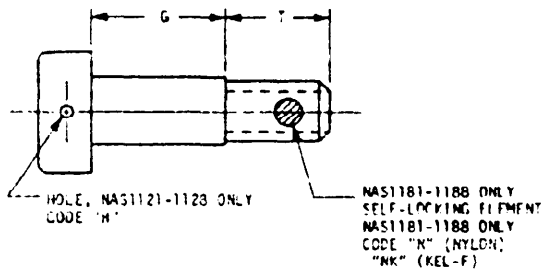
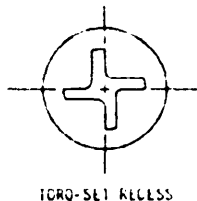


TABLE I. Materials.

Material	Code	Protective finish	Code	Tensile strength (psi) min	Applicable documents
Alloy steel	-	Cadmium plate	--	160,000	NAS1121-1128, NAS1181-1188
CRS	E	Passivate	--		
		Cadmium plate	P		
Titanium	V	None	--		NAS1121-1128
		Cadmium plate	P		

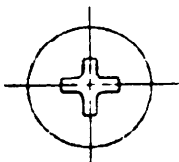
TABLE II. Dash numbers.

Thread designation (-3A)	T ref	Basic part no.	Grip dash number 1/	
			Range	Increments
.138-32 UNJC	.276	NAS1121	-1 thru -8 -10 thru -16 -20 thru -96	One Two Four
	.338	NAS1181		
.164-3/4 UNJL	.276	NAS1122		
	.338	NAS1182		
.190-32 UNJF	.276	NAS1123		
	.338	NAS1183		
.250-28 UNJF	.316	NAS1124		
	.425	NAS1184		
.3125-24 UNJF	.375	NAS1125		
	.469	NAS1185		
.375-24 UNJF	.391	NAS1126		
	.578	NAS1186		
.4376-20 UNJF	.453	NAS1127		
	.594	NAS1187		
.500-20 UNJF	.453	NAS1128		
	.735	NAS1188		

1/ Grip dash number equals "G" dimension times 16

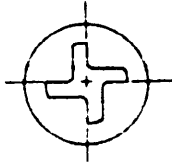
MIL-STD-1251A

SECTION 1603  
 SCREWS, CLOSE TOLERANCE, FLAT HEAD  
 APPLICABLE DOCUMENTS: NAS583-590, 583-599, 1151-1158,  
 NAS1202-1210, 1581, 1581, 1581, 1972-1980, 1992-2000, 2803-2810



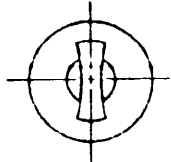
CROSS-RECESS  
 NAS1202-1210  
 NO CODE

NAS333-340  
 CODE "P"



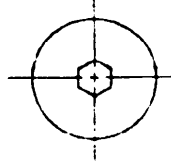
TORQ-SET RECESS  
 NAS1151-1158, 2803-2810  
 NO CODE

NAS1580, 1581, 1972-1980  
 1992-2000  
 CODE "T"

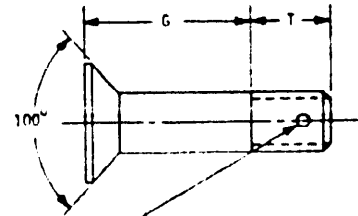


HI-TORQUE RECESS  
 NAS583-590  
 NO CODE

NAS1580, 1581, 1972, 1980  
 1992-2000  
 CODE "H"



HEXAGON SOCKET  
 NAS333-340 ONLY  
 NO CODE



HOLE - CODE "D"  
 NAS1151-1158, 1202-1210  
 NAS1972-1980, 1992-2000

HOLE - NO CODE  
 NAS333-340

NO HOLE - NO CODE  
 NAS583-590, 1151-1158, 1202-1210  
 NAS1580, 1581, 1972-1980, 2803-2810

NO HOLE - CODE "A"  
 NAS333-340

TABLE 1. Materials

Material	Code	Protective finish	Code	Tensile strength (psi) min	Applicable documents
Steel	-	Cadmium plate	C	160,000	NAS333-340
Alloy steel	-		--	160,000	NAS583-590, 1151-1158, 1202-1210
	-		--	180,000	NAS1972-1980, 1992-2000, 2803-2810
	A		--	160,000	NAS1580, 1581
CRES	E	Passivate Cadmium plate	-- P	160,000	NAS1151-1158
	C	Passivate Cadmium plate	-- P		NAS1580, 1581
			Passivate Aluminum coat	-- P	180,000
Titanium alloy	V	None	-	160,000	NAS1580, 1581
		None Cadmium plate	P		NAS1151-1158
		None Aluminum coat	- P	180,000	NAS1972-1980
	T	None Aluminum coat	-- P		NAS1992-2000

## MIL-STD-1251A

TABLE II. Dash no. for all documents except NAS200-240.

Thread size (3A)	.132-22	.154-22	.190-22	.250-28	.3125-24	.375-24	.4375-20	.500-20	.625-18
Thread designation	UNJC	UNJC	UNJF	UNJF	UNJF	UNJF	UNJF	UNJF	UNJF
Basic part number	NAS1151	NAS1152	NAS1153	NAS1154	NAS1155	NAS1156	NAS1157	NAS1158	
T ref.	.276	.276	.276	.316	.375	.391	.453	.453	
Second dash no. range 1/	-1 thru-96	-2 thru-96	-2 thru-96	-2 thru-96	-3 thru-96	-4 thru-96	-4 thru-96	-5 thru-96	
Thread designation		UNJC	UNJF	UNJF	UNJF	UNJF	UNJF	UNJF	UNJF
Basic part number		NAS1992	NAS1993	NAS1994	NAS1995	NAS1996	NAS1997	NAS1998	NAS2000
T ref.		.338	.338	.425	.469	.578	.594	.735	.902
Second dash no. range 1/		-1 thru-96	-1 thru-96	-1 thru-96	-1 thru-96	-1 thru-96	-1 thru-96	-1 thru-96	-1 thru-96
Thread designation		UNJC	UNJF	UNJF	UNJF	UNJF	UNJF	UNJF	UNJF
Basic part number		NAS1202	NAS1203	NAS1204	NAS1205	NAS1206	NAS1207	NAS1208	NAS1210
T ref.		.276	.276	.316	.375	.391	.453	.453	.543
Second dash no. range 1/		-1 thru-96	-1 thru-96	-1 thru-96	-1 thru-96	-1 thru-96	-1 thru-96	-4 thru-96	-5 thru-96
Thread designation		UNJC	UNJF	UNJF	UNJF	UNJF	UNJF	UNJF	UNJF
Basic part number		NAS1972	NAS1973	NAS1974	NAS1975	NAS1976	NAS1977	NAS1978	NAS1980
T ref.		.338	.338	.425	.469	.578	.594	.735	.902
Second dash no. range 1/		-1 thru-96	-1 thru-96	-1 thru-96	-1 thru-96	-1 thru-96	-1 thru-96	-1 thru-96	-1 thru-96
Thread designation			UNJF	UNJF	UNJF	UNJF	UNJF	UNJF	UNJF
NAS1580 first dash no.			-3	-4	-5	-6	-7	-8	-10
T ref.			.363	.403	.501	.594	.675	.768	.981
Second dash no. range 1/			-2 thru-96	-3 thru-96	-4 thru-96	-4 thru-96	-4 thru-96	-4 thru-96	-6 thru-96
Thread designation			UNJF	UNJF	UNJF	UNJF	UNJF	UNJF	UNJF
NAS1581 first dash no.			-3	-4	-5	-6	-7B	-8	-10
T ref.			.363	.403	.501	.594	.675	.768	.981
Second dash no. range 1/			-2 thru-96	-3 thru-96	-4 thru-96	-4 thru-96	-4 thru-96	-4 thru-96	-6 thru-96
Thread designation			UNJF	UNJF	UNJF	UNJF	UNJF	UNJF	UNJF
Basic part number			NAS583	NAS584	NAS585	NAS586	NAS587	NAS588	NAS590
T ref.			.406	.469	.531	.641	.656	.781	.953
Second dash no. range 1/			-2 thru-96	-3 thru-96	-3 thru-96	-3 thru-96	-5 thru-96	-5 thru-96	-5 thru-96
Thread designation			UNF	UNF	UNF	UNF	UNF	UNF	UNF
Basic part number			NAS2803	NAS2804	NAS2905	NAS2906	NAS2807	NAS2808	NAS2810
T ref.			.334	.456	.530	.577	.656	.703	.823
Second dash no. range 1/			-2 thru-96	-3 thru-96	-3 thru-96	-3 thru-96	-5 thru-96	-5 thru-96	-5 thru-96

1/ Second dash number equals "G" dimension times 16

Increments of one (-1 thru -8), two (-10 thru -16), four (-20 thru -96).

MIL-STD-1251A

TABLE III. NAS333-340 dash numbers

Thread designation (UNF-3A)	.190-32	.250-18	.3125-24	.375-16	.4375-20	.500-16	.625-16
Basic document	NAS333	NAS334	NAS335	NAS336	NAS337	NAS338	NAS340
	.400	.469	.531	.641	.656	.700	.953
G	Dash number						
.125	-4	--	--	--	--	--	--
.166	--	-5	-5	-6	--	--	--
.250	-5	--	--	--	--	--	--
.312	--	-6	-6	-7	-7	-10	-11
.375	-6	--	--	--	--	--	--
.438	--	-7	-7	-10	-10	-11	-12
.500	-7	--	--	--	--	--	--
.562	--	-10	-10	-11	-11	-12	-13
.688	--	-11	-11	-12	-12	-13	-14
.750	-11	--	--	--	--	--	--
.812	--	-12	-12	-13	-13	-14	-15
.938	--	-13	-13	-14	-14	-15	-16
1.000	-13	--	--	--	--	--	--
1.062	--	-14	-14	-15	-15	-16	-17
1.166	--	-15	-15	-16	-16	-17	-20
1.250	-15	--	--	--	--	--	--
1.438	--	-17	-17	-20	-20	-21	-22
1.500	-17	--	--	--	--	--	--
1.688	--	-21	-21	-22	-22	-23	-24
1.750	-21	--	--	--	--	--	--
1.938	--	-23	-23	-24	-24	-25	-26
2.000	-23	--	--	--	--	--	--
2.188	--	-25	-25	-26	-26	-27	-30
2.250	-25	--	--	--	--	--	--
2.438	--	-27	-27	-30	-30	-31	-32
2.500	-27	--	--	--	--	--	--
2.688	--	-31	-31	-32	-32	-33	-34
2.750	-31	--	--	--	--	--	--
2.938	--	-33	-33	-34	-34	-35	-36
3.000	-33	--	--	--	--	--	--
3.188	--	-35	-35	-36	-36	-37	-40
3.250	-35	--	--	--	--	--	--
3.438	--	-37	-37	-40	-40	-41	-42
3.500	-37	--	--	--	--	--	--
3.688	--	-41	-41	-42	-42	-43	-44
3.750	-41	--	--	--	--	--	--
3.938	--	-43	-43	-44	-44	-45	-46
4.000	-43	--	--	--	--	--	--
4.188	--	-45	-45	-46	-46	-47	-50
4.250	-45	--	--	--	--	--	--
4.438	--	-47	-47	-50	-50	-51	-52
4.500	-47	--	--	--	--	--	--
4.688	--	-51	-51	-52	-52	-53	-54
4.750	-51	--	--	--	--	--	--
4.938	--	-53	-53	-54	-54	-55	-56
5.000	-53	--	--	--	--	--	--
5.188	--	-55	-55	-56	-56	-57	-60
5.250	-55	--	--	--	--	--	--
5.438	--	-57	-57	-60	-60	-61	-62
5.500	-57	--	--	--	--	--	--
5.688	--	-61	-61	-62	-62	-63	-64
5.750	-61	--	--	--	--	--	--
5.938	--	-63	-63	-64	-64	-65	-66
6.000	-63	--	--	--	--	--	--
6.188	--	-65	-65	-66	-66	-67	-70
6.250	-65	--	--	--	--	--	--
6.438	--	-67	-67	-70	-70	-71	-72
6.500	-67	--	--	--	--	--	--
6.688	--	-71	-71	-72	-72	-73	-74
6.750	-71	--	--	--	--	--	--
6.938	--	-73	-73	-74	-74	-75	-76
7.000	-73	--	--	--	--	--	--
7.188	--	-75	-75	-76	-76	-77	-80
7.250	-75	--	--	--	--	--	--
7.438	--	-77	-77	-80	-80	--	--
7.500	-77	--	--	--	--	--	--



SECTION 1604  
SCREWS, CLOSE TOLERANCE, FLAT HEAD, SELF-LOCKING  
APPLICABLE DOCUMENTS: NAS1161-1168, NAS1790

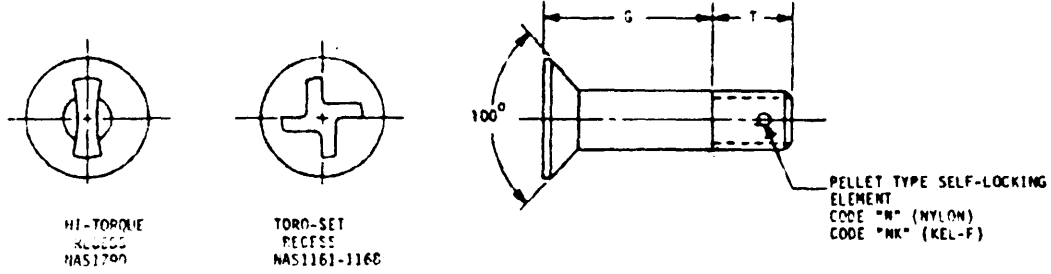


TABLE I. Materials

Material	Code	Protective finish	Code	Tensile strength (psi) min
	Alloy steel . . .	-	Cadmium plate	
CRES . . . . .	E	Passivate	--	
		Cadmium plate	P	

TABLE II. NAS1161-1168 dash numbers

Thread designation (-3A)	T ref	Basic part no.	Grip dash number 1/	
			Range	Increments
.138-32 UNJC	.338	NAS1161	-1 thru -8	One
.164-32 UNJC	.338	NAS1162		
.190-32 UNJF	.338	NAS1163		
.250-28 UNJF	.425	NAS1164	-10 thru -16	Two
.3125-24 UNJF	.469	NAS1165		
.375-24 UNJF	.578	NAS1166		
.4375-20 UNJF	.594	NAS1167	-20 thru -96	Four
.500-20 UNJF	.735	NAS1168		

1/ Grip dash number equals "G" dimension times 16

TABLE III. NAS1790 dash numbers

Thread designation (-3A)	T ref	Dash no.	Grip dash number
.1900-32UNJF	.338	-3	1/
.2500-28UNJF	.425	-4	
.3125-24UNJF	.469	-5	
.3750-24UNJF	.578	-6	
.4375-20UNJF	.694	-7	
.5000-20UNJF	.735	-8	
.5625-18UNJF	.840	-9	
.6250-18UNJF	.902	-10	

1/ Second dash number indicates grip length in .0625 inch increments.





MIL-STD-1251A

SECTION 1605  
 SCREWS, CLOSE TOLERANCE, PAN HEAD  
 APPLICABLE DOCUMENTS: NAS1131-1139, 1141-1148, 1171-1173, 1579

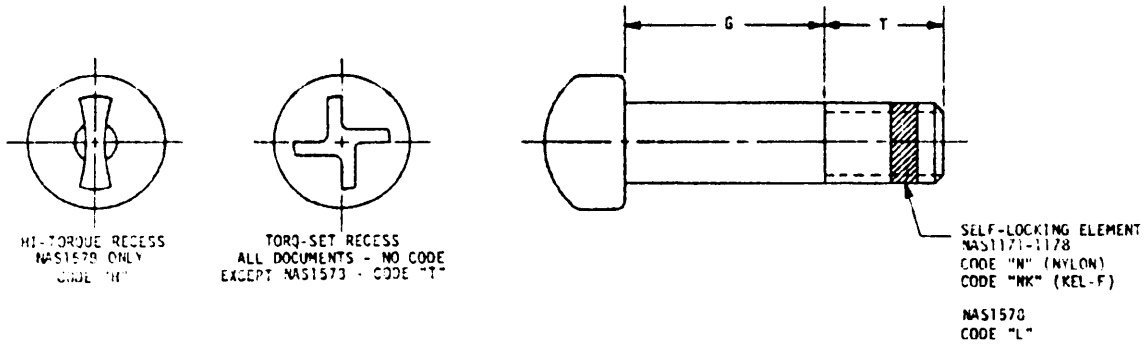


TABLE I. Materials

Material	Code	Protective finish	Code	Tensile strength (psi) min	Applicable documents	
Alloy steel	-	Cadmium plate	--	160,000	NAS1131-1138, 1141-1148, 1171-1178	
	A				NAS1578	
CRS	E	Passivate	--		160,000	NAS1131-1138, 1141-1148, 1171-1178
		Cadmium plate	P			
	C	Passivate	--			NAS1578
		Cadmium plate	P			
Titanium alloy	V	None	--		NAS1131-1138, 1141-1148, 1578	
		Cadmium plate	P		NAS1131-1138, 1141-1148	

MIL-STD-1251A

TABLE III. NAS1131-1139, 1141-1148, 1171-1178 dash numbers.

Thread designation (-3A)	T ref	Basic Part No.	Grip dash no. 1/	
			Range	Increments
.1380-22 UNJC	.275 .332	NAS1131,1141 NAS1171	-1 thru -8 -10 thru -16 -20 thru -96	One Two Four
.1640-20 UNJC	.276 .330	NAS1132,1142 NAS1172		
.1900-32 UNJF	.276 .338	NAS1133,1143 NAS1173		
.2500-28 UNJF	.116 .425	NAS1134,1144 NAS1174		
.3125-24 UNJF	.375 .469	NAS1135,1145 NAS1175		
.3750-24 UNJF	.391 .578	NAS1136,1146 NAS1176		
.4375-20 UNJF	.453 .594	NAS1137,1147 NAS1177		
.5000-20 UNJF	.453 .735	NAS1138,1148 NAS1178		

1/ Grip dash no. equals "G" dimension times 16

TABLE III. NAS1578 dash numbers.

Thread designation (UNJF-3A)	T ref	First dash No.	Grip dash number 1/
			Range
.190-32	.363	-3	-2 thru -96
.250-28	.403	-4	-3 thru -96
.3125-24	.501	-5	-4 thru -96
.375-24	.594	-6	-4 thru -96
.4375-20	.675	-7	-4 thru -96
.500-20	.768	-8	-4 thru -96

1/ Grip dash number equals "G" dimension times 16

Increments of one (-2 thru -8), two (-10 thru -16), and four (-20 thru -96).

—

-----

—

—

MIL-STD-1251A

SECTION 1801

SCREWS, EYE  
APPLICABLE DOCUMENT: M3744E

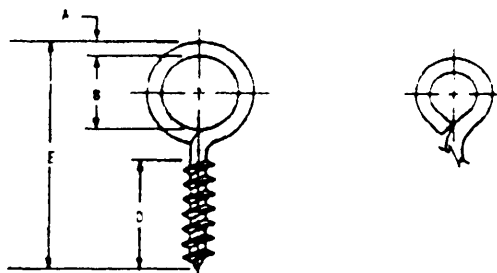


TABLE I. Materials.

Material	Protective finish
Carbon steel	Cadmium plate
Brass	Black chemical

TABLE II. Part numbers.

MS35646- dash no.		A	B	D	E
Carbon steel	Brass				
Large eye, regular shank					
-501		.362	1.12	1.75	3.88
-503		.306	.81	1.19	2.94
-505		.262	.72	1.06	2.62
-507	-607	.225	.61	.85	2.25
-509	-609	.192	.53	.75	1.94
-511	-611	.162	.47	.62	1.62
-513	-613	.135	.41	.53	1.38
-515	-615	.105	.38	.44	1.19
-517	-617	.080	.34	.31	1.06
Small eye, regular shank					
-534	-634	.225	.30	.88	1.94
-536	-636	.192	.27	.75	1.62
-538	-638	.162	.23	.62	1.38
-540	-640	.135	.22	.53	1.19
-542	-642	.105	.19	.44	.94
-544	-644	.080	.16	.31	.81
-546	-646	.062	.14	.31	.69
Small eye, short shank					
-550	-650	.080	.16	.22	.69
-552	-652	.062	.14	.19	.50

SECTION 1901

SCREWS, INSTRUMENT  
 APPLICABLE INCLEMENTS: NAS721, 722, 723, 724

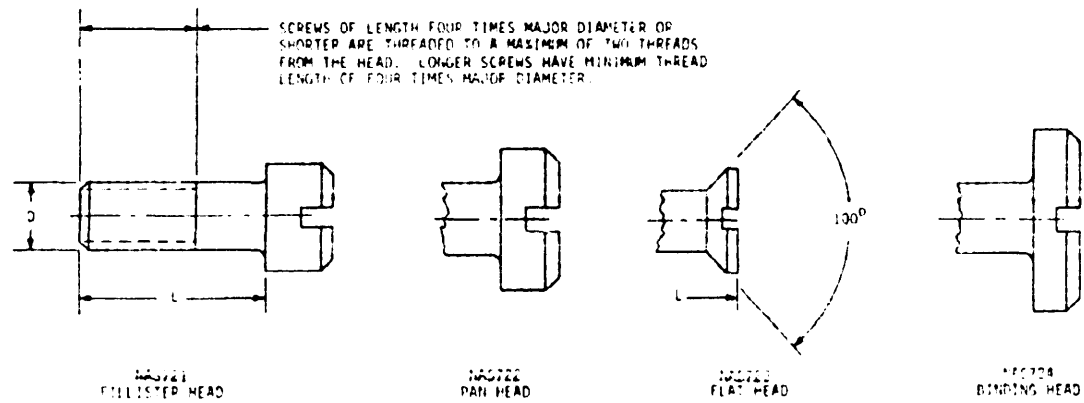


TABLE I. Materials.

Material	Code	Protective finish		Tensile strength (psi) min
			Code	
CRS 303	CF	Passivate	--	--
CRS 416	CK			127,000
CRS 420	CW			240,000
Brass	B	None	P	--
		Black oxide	K	
		Nickel finish	W	
Nickel silver	L	None	P	--

TABLE II. NAS721, 722, 723, 724 dash numbers

Thread designation 3/...	.30 UNM	.40 UNM	.50 UNM	.60 UNM	.80 UNM	1.00 UNM	1.20 UNM
Threads per inch.....	318	254	203	169	127	102	102
D (inches) max.....	.0018	.0157	.0197	.0236	.0315	.0354	.0471
First dash no.....	30	40	50	60	80	100	120
L (inches)		Second dash number					
Max	Min						
.020	.016 1/2	-020	--	--			
.025	.021	-025	-025	--			
.032	.027	-032	-032	-032			
.040	.035	-040	-040	-040	-040	--	--
.050	.044	-050	-050	-050	-050	-050	--
.060	.054	-060	-060	-060	-060	-060	-060
.080	.072	-080	-080	-080	-080	-080	-080
.100	.092	-100	-100	-100	-100	-100	-100
.120	.110	-120	-120	-120	-120	-120	-120
.160	.150 2/3	-160	-160	-160	-160	-160	-160
.200	.180	--	-200	-200	-200	-200	-200
.250	.230	--	--	-250	-250	-250	-250
.320	.304				-320	-320	-320
.400	.384				--	-400	-400
.500	.480				--	--	-500
.600	.580				--	--	-600

1. Dash numbers above line for NAS721, 722 and 724 only.  
 2. Dash numbers below line for NAS723 only.  
 3. See Table III of section 6.3



SECTION 2001

SCREWS, MACHINE, FULL-DIETER HEAD  
 APPLICABLE DOCUMENTS: MS35265, 35266, 35273, 35274,  
 MS35275, 35276, 35277, 35277A, NAS1101

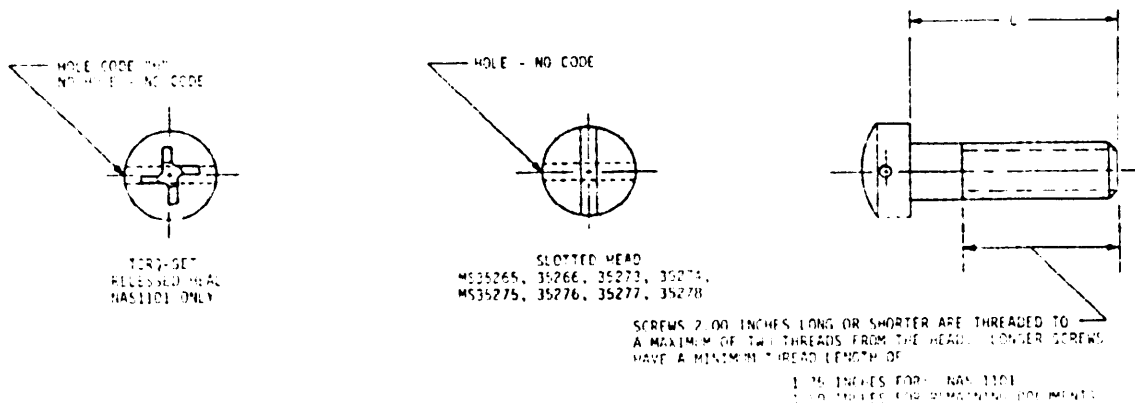


TABLE I. Materials.

Material	Code	Protective finish		Tensile strength lb/in <sup>2</sup>	Applicable documents
		Code	Code		
Carbon steel	-	Cadmium plate	--	60,000	MS35265, 35266 MS35275, 35276
		Passivate	--	80,000	
CRS	E	Cadmium plate	P	160,000	NAS 1101
		Passivate	--		
Titanium alloy	V	None	--		
		Cadmium plate	P		
Alloy steel	-	Cadmium plate	--		
		Blackened cd. plate	B		
Brass	-	Black chemical	--	57,000	MS35273, 35274
Aluminum alloy	-	Anodize	--	62,000	MS35277, 35278

TABLE II. MS35265, 35266, 35273, 35274, 35277, 35278 dash numbers.

Thread size	.046	.112	.138	.164	.191	.250	.312	.375
Threads per inch (UNF-2A) MS35265, MS35273, 35277	56	40	32	32	24 <sup>1/2</sup>	20 <sup>1/2</sup>	18 <sup>1/2</sup>	16 <sup>1/2</sup>
Threads per inch (UNF-2A) MS35266, MS35274, 35278	64 <sup>2/</sup>	48 <sup>2/</sup>	40 <sup>2/</sup>	36 <sup>2/</sup>	32	28	24	24
Dash numbers								
.105	-1	-11	-24	-39	--			
.187	-2	-12	-25	-40	-58			
.250	-3	-13	-26	-41	-59			
.312	-4	-14	-27	-42	-60	-76	--	
.375	-5	-15	-28	-43	-61	-77	-80	
.437	-6	-16	-29	-44	-62	-78	-81	
.500	-7	-17	-30	-45	-63	-79	-82	-107
.625	-8	-18	-31	-46	-64	-80	-83	-108
.750	-9	-19	-32	-47	-65	-81	-84	-109
.875	-10	-20	-33	-48	-66	-82	-85	-110
1.000	--	-21	-34	-49	-67	-83	-86	-111
1.250	--	-22	-35	-50	-68	-84	-87	-112
1.500		-23	-36	-51	-69	-85	-88	-113
1.750		--	-37	-52	-70	-86	-89	-114
2.000		--	-38	-53	-71	-87	-90	-115
2.250				-54	-72	-88	-91	-116
2.500				-55	-73	-89	-92	-117
2.750				-56	-74	-90	-93	-118
3.000				-57	-75	-91	-94	-119

<sup>1/2</sup> For MS35265, 35273 only

<sup>2/</sup> For MS35266, 35274 only

MIL-STD-1251A

TABLE III MS35275, 35276 dash numbers

Thread designation	116	111	111	114	111	111	111	111
Thread designation MS 35275	56	40	32	32	24	20	16	16
Thread designation MS 35276	64	48	40	36	30	24	24	24
1	Dash number							
175	-201	-211	-224	-239	--	--	--	--
185	-202	-210	-225	-240	-255	--	--	--
207	-203	-210	-226	-241	-256	--	--	--
312	-204	-214	-227	-242	-261	-275	--	--
375	-205	-215	-228	-243	-262	-277	-292	--
437	-206	-216	-229	-244	-263	-279	-293	--
500	-207	-217	-230	-245	-264	-279	-294	-307
625	-208	-218	-231	-246	-264	-280	-294	-308
750	-209	-219	-232	-247	-265	-281	-296	-309
875	-210	-220	-233	-248	-266	-282	-297	-310
1 000	--	-221	-234	-249	-267	-283	-298	-311
1 250	--	-222	-235	-250	-268	-284	-299	-312
1 500		-223	-236	-251	-269	-285	-300	-313
1 750		--	-237	-252	-270	-286	-301	-314
2 000		--	-238	-253	-271	-287	-302	-315
2 250				254	272	288	303	316
2 500				255	273	289	304	317
2 750				256	274	290	305	318
3 000				-257	-275	-291	-306	-319
3 500 1/				--	--	-350	--	--

1/ For MS35276 only.

TABLE IV NAS1101 dash numbers

Thread designation (-1A)	First dash no.	Second dash no. range 1/	Increments
.060-80 UNJF	-00	-3 thru -24	One (-3 thru -8) Two (-10 thru -16) Four (-20 thru -96)
.086-56 UNJC	-02	-3 thru -24	
.112-40 UNJC	-04	-3 thru -24	
.138-32 UNJC	-06	-3 thru -36	
.164-32 UNJC	-08	-5 thru -56	
.190-32 UNJF	-3	-5 thru -56	
.250-28 UNJF	-4	-8 thru -96	
.3125-24 UNJF	-5	-8 thru -96	
.375-24 UNJF	-6	-8 thru -96	

1/ Second dash number equals "L" dimension times 16



MIL-STD-1251A

SECTION 2002

SCREWS, MACHINE, FLAT HEAD, 82°, FULL THREAD  
 APPLICABLE DOCUMENTS: MS18211

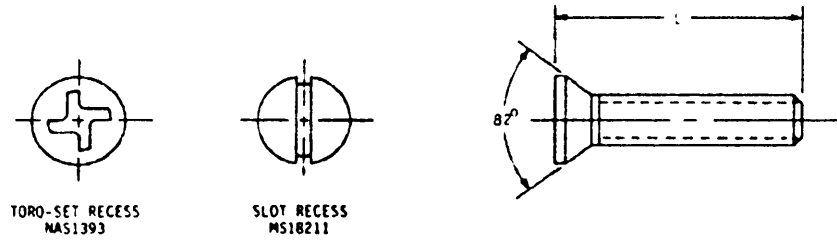


TABLE I. Material

Material	Code	Protective finish		Applicable document
			Code	
Plastic (nylon)	--	None	--	MS18211 1/

1/ For 100° flat head screws on MS18211 see section 2004.

TABLE II. Part numbers.

Thread designation....	.086-56 UNC-2A	.112-40 UNC-2A	.138-32 UNC-2A	.164-32 UNC-2A	.190-24 UNC-2A	.190-32 UNF-2A	.250-20 UNF-2A	.250-28 UNF-2A
L	MS18211+ dash number							
.125	-1C	--	--	--				
.188	-2C	-17C	-39C	-61C				
.250	-3C	-18C	-40C	-62C				
.312	-4C	-19C	-41C	-63C	-83C	-83F	-109C	-109F
.375	-5C	-20C	-42C	-64C	-84C	-84F	-110C	-110F
.438	-6C	-21C	-43C	-65C	-85C	-85F	-111C	-111F
.500	-7C	-22C	-44C	-66C	-86C	-86F	-112C	-112F
.625	-8C	-23C	-45C	-67C	-87C	-87F	-113C	-113F
.750	--	-24C	-46C	-68C	-88C	-88F	-114C	-114F
.875		-25C	-47C	-69C	-89C	-89F	-115C	-115F
1.000		-26C	-48C	-70C	-90C	-90F	-116C	-116F
1.250		--	--	--	-92C	-92F	-118C	-118F
1.500					-94C	-94F	-120C	-120F
1.750					-95C	-95F	-121C	-121F



MIL-STD-1251A

SECTION 2003

SCREWS, MACHINE, FLAT HEAD, 82°, LONG THREAD  
 APPLICABLE DOCUMENTS: MS24667, 24671, 35190, 35191,  
 MS35198, 35199, 35202, 35203, 51959, 51960

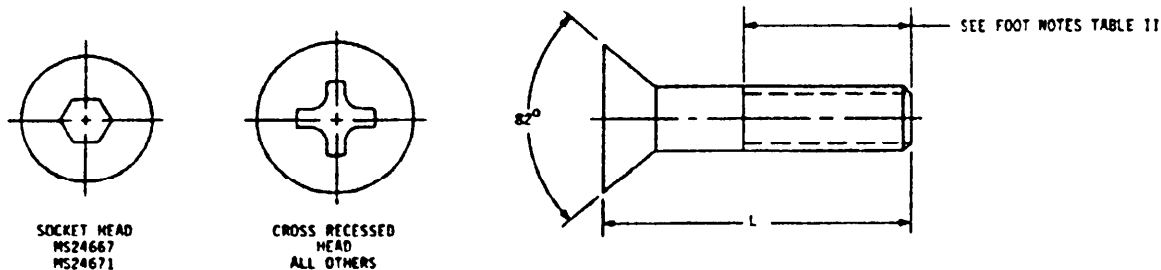


TABLE I. Materials.

Material	Code	Protective finish		Tensile strength (psi) min	Applicable documents
			Code		
Alloy steel	-	Cadmium plate	--	160,000	MS24667 1/
		Zinc plate	Z		
CRES	-	Passivate	--	80,000	MS24671, 51959, 51960 MS51959, 51960
		Black oxide	B		
Carbon steel	-	Cadmium plate	--	60,000	MS35190, 35191 1/
Brass	-	Black chemical	--	57,000	MS35198, 35199
Aluminum alloy	-	Anodize	--	62,000	MS35202, 35203

1/ For self-locking screws on MS24667, 35190, 35191, see section 2103.

TABLE II. Dash numbers.

Thread designation		UNC-3A	UNC-3A	UNC-2A	UNF-2A	UNC-2A	UNF-2A	UNC-2A	UNF-2A	UNC-2A	UNF-2A
Thread size	L	MS24667 1/	MS24671 1/	MS35190 2/	MS35191 2/	MS35198 2/	MS35199 2/	MS35202 2/	MS35203 2/	MS51959 3/	MS51960 2/
.060 -80 UNF	.125				-201		-109		-109		-1
	.188				-202		-110		-110		-2
	.250				-203		-111		-111		-3
	.312				-204		-112		-112		-4
	.375				-205		-113		-113		-5
.086 -56 UNC -64 UNF	.125			-209	-213	-1	-1	-1	-1	-1	-6
	.188			-210	-214	-2	-2	-2	-2	-2	-7
	.250			-211	-215	-3	-3	-3	-3	-3	-8
	.312			-212	-216	-4	-4	-4	-4	-4	-9
	.375			-213	-217	-5	-5	-5	-5	-5	-10
	.438			-214	-218	-6	-6	-6	-6	-6	-11
	.500			-215	-219	-7	-7	-7	-7	-7	-12
	.625			-216	-220	-8	-8	-8	-8	-8	-13
	.750			-217	-221	-9	-9	-9	-9	-9	-14
	.875			-218	--	--	--	--	--	--	--

1/, 2/ and 3/ See footnotes on page 2003.4.

MIL-STD-1251A

TABLE II. Dash numbers - Continued

Thread size	UNC-1A	UNC-2A	UNC-2A	UNC-2A	UNC-2A	UNC-2A	UNC-2A	UNC-2A	UNC-2A	UNC-2A	UNC-2A	
												MS24667 <sup>1/</sup>
.112 -40 UNC -48 UNF	.125	--	--	-219	-222	-10	-10	-10	-10	-10	-11	-15
	.188	--	--	-220	-223	-11	-11	-11	-11	-11	-12	-16
	.250	-1	-1	-221	-224	-12	-12	-12	-12	-12	-13	-17
	.312	--	--	-222	-225	-13	-13	-13	-13	-13	-14	-18
	.375	-2	-2	-223	-226	-14	-14	-14	-14	-14	-15	-19
	.438	--	--	-224	-227	-15	-15	-15	-15	-15	-16	-20
	.500	-3	-3	-225	-228	-16	-16	-16	-16	-16	-17	-21
	.625	-4	-4	-226	-229	-17	-17	-17	-17	-17	-18	-22
	.750	-5	-5	-227	-230	-18	-18	-18	-18	-18	-19	-23
	.875	--	--	-228	-231	-19	-19	-19	-19	-19	-20	-24
	1.000	--	--	-229	-232	-20	-20	-20	-20	-20	-21	-25
	1.250	--	--	-230	--	--	--	--	--	--	--	--
1.500	--	--	-231	--	--	--	--	--	--	--	--	
.138 -32 UNC -40 UNF	.125	--	--	-232	-233	-21	-21	-21	-21	-21	-24	-26
	.188	--	--	-233	-234	-22	-22	-22	-22	-22	-25	-27
	.250	-7	-7	-234	-235	-23	-23	-23	-23	-23	-26	-28
	.312	--	--	-235	-236	-24	-24	-24	-24	-24	-27	-29
	.375	-8	-8	-236	-237	-25	-25	-25	-25	-25	-28	-30
	.438	--	--	-237	-238	-26	-26	-26	-26	-26	-29	-31
	.500	-9	-9	-238	-239	-27	-27	-27	-27	-27	-30	-32
	.625	-10	-10	-239	-240	-28	-28	-28	-28	-28	-31	-33
	.750	-11	-11	-240	-241	-29	-29	-29	-29	-29	-32	-34
	.875	--	--	-241	-242	-30	-30	-30	-30	-30	-33	-35
	1.000	--	--	-242	-243	-31	-31	-31	-31	-31	-34	-36
	1.250	--	--	-243	-244	-32	-32	-32	-32	-32	-35	-37
1.500	--	--	-244	-245	-33	-33	-33	-33	-33	-36	-38	
1.750	--	--	-245	-246	-34	-34	-34	-34	-34	-37	-39	
2.000	--	--	-246	-247	-35	-35	-35	-35	-35	-38	-40	
.166 -32 UNC -36 UNF	.125	--	--	-247	-248	-36	-36	-36	-36	-36	-39	-41
	.188	--	--	-248	-249	-37	-37	-37	-37	-37	-40	-42
	.250	--	--	-249	-250	-38	-38	-38	-38	-38	-41	-43
	.312	--	--	-250	-251	-39	-39	-39	-39	-39	-42	-44
	.375	-13	-13	-251	-252	-40	-40	-40	-40	-40	-43	-45
	.438	--	--	-252	-253	-41	-41	-41	-41	-41	-44	-46
	.500	-14	-14	-253	-254	-42	-42	-42	-42	-42	-45	-47
	.625	-15	-15	-254	-255	-43	-43	-43	-43	-43	-46	-48
	.750	-16	-16	-255	-256	-44	-44	-44	-44	-44	-47	-49
	.875	--	--	-256	-257	-45	-45	-45	-45	-45	-48	-50
	1.000	-17	-17	-257	-258	-46	-46	-46	-46	-46	-49	-51
	1.250	--	--	-258	-259	-47	-47	-47	-47	-47	-50	-52
1.500	--	--	-259	-260	-48	-48	-48	-48	-48	-51	-53	
1.750	--	--	-260	-261	-49	-49	-49	-49	-49	-52	-54	
2.000	--	--	-261	-262	-50	-50	-50	-50	-50	-53	-55	
2.250	--	--	-262	-263	--	--	--	--	--	--	--	
2.500	--	--	-263	-264	--	--	--	--	--	--	--	
2.750	--	--	-264	-265	--	--	--	--	--	--	--	
3.000	--	--	-265	-266	--	--	--	--	--	--	--	
.190 -24 J -32 UNF	.188	--	--	-266	-267	--	--	--	--	--	--	-60
	.250	--	--	-267	-268	-51	-51	-51	-51	-51	-59	-61
	.312	--	--	-268	-269	-52	-52	-52	-52	-52	-60	-62
	.375	-19	-19	-269	-270	-53	-53	-53	-53	-53	-61	-63
	.438	--	--	-270	-271	-54	-54	-54	-54	-54	-62	-64
	.500	-20	-20	-271	-272	-55	-55	-55	-55	-55	-63	-65
	.625	-21	-21	-272	-273	-56	-56	-56	-56	-56	-64	-66
	.750	-22	-22	-273	-274	-57	-57	-57	-57	-57	-65	-67
	.875	--	--	-274	-275	-58	-58	-58	-58	-58	-66	-68
	1.000	-23	-23	-275	-276	-59	-59	-59	-59	-59	-67	-69
	1.250	-24	-24	-276	-277	-60	-60	-60	-60	-60	-68	-70
	1.500	-25	-25	-277	-278	-61	-61	-61	-61	-61	-69	-71
1.750	--	--	-278	-279	-62	-62	-62	-62	-62	-70	-72	
2.000	--	--	-279	-280	-63	-63	-63	-63	-63	-71	-73	
2.250	--	--	-280	-281	-64	-64	-64	-64	-64	-72	-74	
2.500	--	--	-281	-282	-65	-65	-65	-65	-65	-73	-75	
2.750	--	--	-282	-283	--	--	--	--	--	--	--	
3.000	--	--	-283	-284	--	--	--	--	--	--	--	

1/, 2/ and 3/ See footnotes on page 2003.4.

MIL-STD-1251A

TABLE 1: Dash numbers - Cont. UNC

Thread designation		UNC-3A	UNC-3A	UNC-2A	UNF-2A	UNC-2A	UNF-2A	UNC-2A	UNF-2A	UNC-2A	UNF-2A
Thread size	L	MS24667 1/	MS24671 1/	MS35190 2/	MS35191 2/	MS35190 2/	MS35190 2/	MS35202 2/	MS35203 2/	MS35460 3/	MS51960 2/
.750 -20 UNC -28 UNF	.250	--	--	--	-285	--	--	--	--	--	-78
	.312	--	--	-284	-286	-66	-66	-66	-66	-76	-79
	.375	-27	-27	-285	-287	-67	-67	-67	-67	-77	-80
	.438	--	--	-286	-288	-68	-68	-68	-68	-78	-81
	.500	-28	-28	-287	-289	-69	-69	-69	-69	-79	-82
	.625	-29	-29	-288	-290	-70	-70	-70	-70	-80	-83
	.750	-30	-30	-289	-291	-71	-71	-71	-71	-81	-84
	.875	--	--	-290	-292	-72	-72	-72	-72	-82	-85
	1.000	-31	-31	-291	-293	-73	-73	-73	-73	-83	-86
	1.250	-32	-32	-292	-294	-74	-74	-74	-74	-84	-87
	1.500	-33	-33	-293	-295	-75	-75	-75	-75	-85	-88
	1.750	-34	--	-294	-296	-76	-76	-76	-76	-86	-89
	2.000	-35	--	-295	-297	-77	-77	-77	-77	-87	-90
	2.250	--	--	-296	-298	-78	-78	-78	-78	-88	-91
2.500	--	--	-297	-299	-79	-79	-79	-79	-89	-92	
2.750	--	--	-298	-300	--	--	--	--	-90	--	
3.000	--	--	-299	-301	--	--	--	--	-91	--	
.3125 -18 UNC -24 UNF	.375	-37	-37	-300	-302	-80	-80	-80	-80	-92	-95
	.438	--	--	-301	-303	-81	-81	-81	-81	-93	-96
	.500	-38	-38	-302	-304	-82	-82	-82	-82	-94	-97
	.625	-39	-39	-303	-305	-83	-83	-83	-83	-95	-98
	.750	-40	-40	-304	-306	-84	-84	-84	-84	-96	-99
	.875	--	--	-305	-307	-85	-85	-85	-85	-97	-100
	1.000	-41	-41	-306	-308	-86	-86	-86	-86	-98	-101
	1.250	-42	-42	-307	-309	-87	-87	-87	-87	-99	-102
	1.500	-43	-43	-308	-310	-88	-88	-88	-88	-100	-103
	1.750	-44	-44	-309	-311	-89	-89	-89	-89	-101	-104
	2.000	-45	-45	-310	-312	-90	-90	-90	-90	-102	-105
	2.250	-46	-46	-311	-313	-91	-91	-91	-91	-103	-106
	2.500	-47	-47	-312	-314	-92	-92	-92	-92	-104	-107
	2.750	--	--	-313	-315	--	--	--	--	--	--
3.000	--	--	-314	-316	--	--	--	--	--	--	
.375 -16 UNC -24 UNF	.500	-49	-49	-315	-317	-93	-93	-93	-93	-107	-110
	.625	-50	-50	-316	-318	-94	-94	-94	-94	-108	-111
	.750	-51	-51	-317	-319	-95	-95	-95	-95	-109	-112
	.875	--	--	-318	-320	-96	-96	-96	-96	-110	-113
	1.000	-52	-52	-319	-321	-97	-97	-97	-97	-111	-114
	1.250	-53	-53	-320	-322	-98	-98	-98	-98	-112	-115
	1.500	-54	-54	-321	-323	-99	-99	-99	-99	-113	-116
	1.750	-55	-55	-322	-324	-100	-100	-100	-100	-114	-117
	2.000	-56	-56	-323	-325	-101	-101	-101	-101	-115	-118
	2.250	-57	-57	-324	-326	-102	-102	-102	-102	-116	-119
	2.500	-58	-58	-325	-327	-103	-103	-103	-103	-117	-120
	2.750	-59	-59	-326	-328	-104	-104	-104	-104	-118	-121
	3.000	--	-60	-327	-329	-105	-105	-105	-105	-119	-122
	.500 -13 UNC -20 UNF	.750	-73	-73	-340	-342					
.875		--	--	-341	-343						
1.000		-74	-74	-342	-344						
1.250		-75	-75	-343	-345						
1.500		-76	-76	-344	-346						
1.750		-77	-77	-345	-347						
2.000		-78	-78	-346	-348						
2.250		-79	-79	-347	-349						
2.500		-80	-80	-348	-350						
2.750		-81	-81	-349	-351						
3.000	-82	-82	-350	-352							
.625 -11 UNC -18 UNF	1.250	-84	-84								
	1.500	-85	-85								
	1.750	-86	-86								
	2.000	-87	-87								
	2.250	-88	-88								
	2.500	-89	-89								
2.750	-90	-90									
3.000	-91	-91									

1/, 2/ and 3/ See footnotes on page 2003.4.

## MIL-STD-1251A

TABLE 1: Dash numbers - Continued

Thread designation ...		UNC-3A	UNC-3A	UNC-2A	UNF-2A	UNC-2A	UNF-2A	UNC-2A	UNF-2A	UNC-2A	UNF-2A
Thread size	L	MS24667 <sup>1/</sup>	MS24671 <sup>1/</sup>	MS35190 <sup>2/</sup>	MS35191 <sup>2/</sup>	MS35192 <sup>2/</sup>	MS35193 <sup>2/</sup>	MS35202 <sup>2/</sup>	MS35203 <sup>2/</sup>	MS51959 <sup>3/</sup>	MS51960 <sup>2/</sup>
	1.250	-93	-93								
	1.500	-94	-94								
	1.750	-95	-95								
.750	2.000	-96	-96								
-10 UNC	2.250	-97	-97								
-16 UNF	2.500	-98	-98								
	2.750	-99	-99								
	3.000	-100	-100								

1/ Minimum thread length is twice the basic diameter plus 0.50 inch. Screws too short to apply this formula are threaded as close to the head as practicable.

2/ Screws 2.00 inches long or shorter are threaded to a maximum of two threads from the head. Longer screws have a minimum thread length of 1.50 inches.

3/ Screws 2.00 inches long or shorter are threaded to a maximum of two threads from the head. Longer screws have a minimum thread length of 1.75 inches.

## MIL-STD-1251A

## SECTION 2004

SCREWS, MACHINE, FLAT HEAD, 100°, FULL THREAD  
 APPLICABLE DOCUMENTS: MS18211, NAS662, 1219

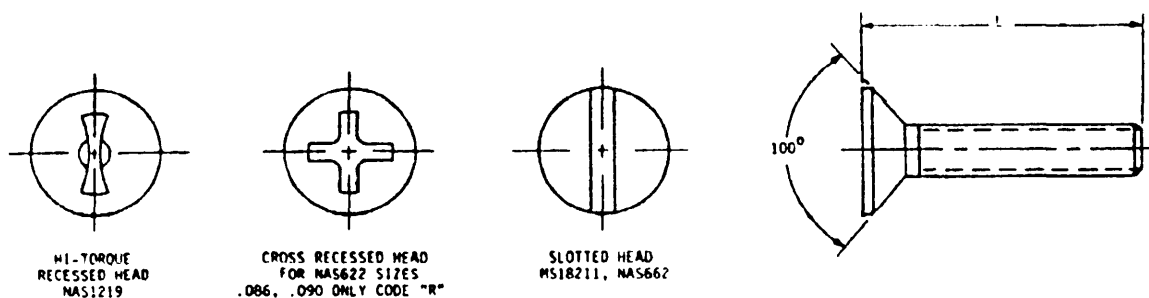


TABLE I. Materials

Material	Code	Protective finish		Tensile strength (psi) min	Applicable documents
			Code		
Plastic (nylon)	-	None	--	--	MS18211 1/
Carbon steel	-	Cadmium plate	--	55,000	NAS622 2/
Brass	B	Cd. plate (yellow iridescent)	--	--	
CRES	C	Passivate	--	--	NAS1219
CRES A286	E	Cadmium plate Passivate	P --	160,000	
CRES 302	CR	Passivate	--	125,000	
Alloy steel	-	Cadmium plate Blackened cd. plate	T B	160,000	
Titanium	V	None	--	160,000	

1/ For MS18211, 100° flat head screws see section 2002.

2/ For self-locking screws on NAS662 see section 2104.

MIL-STD-1251A

TABLE II. MS18211 dash numbers.

Thread designation (-2A)	.086-56 UNC	.112-40 UNC	.138-32 UNC	.164-32 UNC	.190-24 UNC	.190-32 UNF	.250-20 UNC	.250-28 UNF
L	Dash number							
.175	-9C	--	--	--				
.188	-10C	-28C	-50C	-72C				
.250	-11C	-29C	-51C	-73C				
.312	-12C	-30C	-52C	-74C	-96C	-96F	-122C	-122F
.375	-13C	-31C	-53C	-75C	-97C	-97F	-123C	-123F
.438	-14C	-32C	-54C	-76C	-98C	-98F	-124C	-124F
.500	-15C	-33C	-55C	-77C	-99C	-99F	-125C	-125F
.625	-16C	-34C	-56C	-78C	-100C	-100F	-126C	-126F
.750	--	-35C	-57C	-79C	-101C	-101F	-127C	-127F
.875		-36C	-58C	-80C	-102C	-102F	-128C	-128F
1.000		-37C	-59C	-81C	-103C	-103F	-129C	-129F
1.250		--	--	--	-105C	-105F	-131C	-131F
1.500					-107C	-107F	-133C	-133F
1.750					-108C	-108F	-134C	-134F

TABLE III. NAS662, 1219 dash numbers

Thread size	Thread designation	First dash no.	Second dash number 1/		Increments
			Range		
			NAS662	NAS1219	
.060-80	UNF -2A	-0	-2 thru -8	--	one(-2 thru -8) two(-10 thru -16) four(-20 thru -64)
.086-56	UNC -2A	-2	-2 thru -20	--	
.112-40	UNJC-3A	-04	--	-3 thru -24	
.138-32	UNJC-3A	-06		-4 thru -36	
.164-32	UNJC-3A	-08		-5 thru -56	
.190-32	UNJF-3A	-3		-5 thru -64	
.250-28	UNJF-3A	-4		-8 thru -64	
.3125-24	UNJF-3A	-5		-8 thru -64	
.375-24	UNJF-3A	-6		-8 thru -64	

1/ Second dash number equals "L" dimension times 16



1251A.1000

SCREWS, MACHINE, FLAT HEAD, 100°, LONG THREAD  
 APPLICABLE DOCUMENTS: MS24693, NAS514, 1102

SCREWS 2.00 INCHES LONG OR SHORTER ARE THREADED TO A MINIMUM OF TWO THREADS FROM THE HEAD. LONGER SCREWS HAVE A MINIMUM THREAD LENGTH OF 1.75 INCHES.

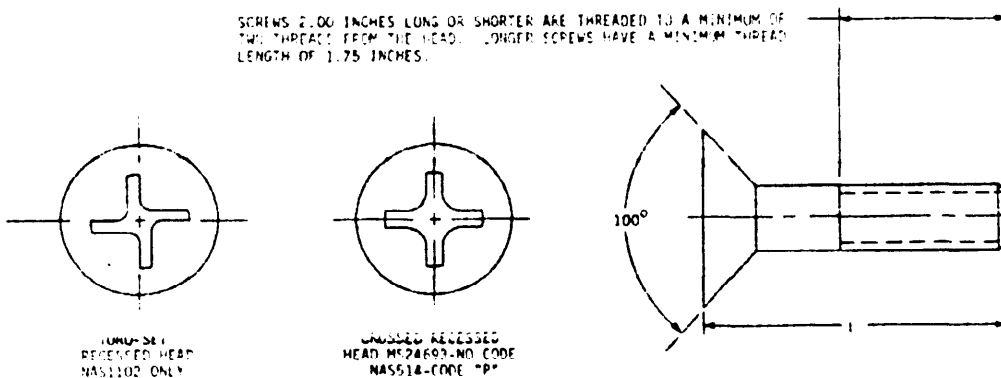


TABLE I. Materials.

Material	Protective finish		Tensile strength (psi) min	Applicable documents
	Code	Code		
Carbon steel	S	Cadmium plate	60,000	MS24693
Aluminum alloy	A	Anodize	62,000	
Brass	B	None	55,000	
	BB	Black oxide		
	NB	Nickel plate		
	CB	Cadmium plate		
Cu-Si alloy	U	None	60,000	NAS1102
Ni-Cu alloy	N	None	80,000	
CRCS	C	Passivate		
	-	Black oxide	B	
	E	Passivate	160,000	
		Blackened cd. coat		P
Titanium	V	None	125,000	NAS514
		Blackened cd. coat		
Alloy steel	-	Cadmium plate	125,000	NAS514
		Blackened cd. coat		
Low alloy steel	-	Cadmium plate	125,000	NAS514
		Blackened cd. coat		

MIL-STD-1251A

TABLE X. MS24693 dash numbers.

Thread designation	UNC-2A						
	.112-40	.138-32	.164-32	.190-24	.250-20	.3125-24	.375-24
L	Dash numbers						
.188	-1	-23	--	--	--	--	--
.250	-2	-24	-46	--	--	--	--
.312	-3	-25	-47	-69	-91	--	--
.375	-4	-26	-48	-70	-92	--	--
.438	-5	-27	-49	-71	-93	--	--
.500	-6	-28	-50	-72	-94	-116	-138
.625	-7	-29	-51	-73	-95	-117	-139
.750	-8	-30	-52	-74	-96	-118	-140
.875	-9	-31	-53	-75	-97	-119	-141
1.00	-10	-32	-54	-76	-98	-120	-142
1.25	-12	-34	-56	-78	-100	-122	-144
1.50	-14	-36	-58	-80	-102	-124	-146
1.75	--	-38	-60	-82	-104	-126	-148
2.00	--	-40	-62	-84	-106	-128	-150
2.25	--	--	--	--	--	--	--
2.50	--	-42	-64	-86	-108	-130	-152
2.75	--	--	--	--	--	--	--
3.00	--	--	-66	-88	-110	-132	-154

TABLE XI. MS24693 dash numbers. - Continued

Thread designation	UNF-2A						
	.112-4R	.138-40	.164-36	.190-32	.250-2R	.3125-24	.375-24
L	Dash numbers						
.188	-201	--	--	--	--	--	--
.250	-202	-224	-246	-268	--	--	--
.312	-203	-225	-247	-269	--	--	--
.375	-204	-226	-248	-270	-292	--	--
.438	-205	-227	-249	-271	-293	--	--
.500	-206	-228	-250	-272	-294	-316	-338
.625	-207	-229	-251	-273	-295	-317	-339
.750	-208	-230	-252	-274	-296	-318	-340
.875	-209	-231	-253	-275	-297	-319	-341
1.00	-210	-232	-254	-276	-298	-320	-342
1.25	-212	-234	-256	-278	-300	-322	-344
1.50	-214	-236	-258	-280	-302	-324	-346
1.75	-216	-238	-260	-282	-304	-326	-348
2.00	--	-240	-262	-284	-306	-328	-350
2.25	--	-241	-263	-285	-307	--	--
2.50	--	-242	-264	-286	-308	-330	-352
2.75	--	--	-265	-287	-309	--	--
3.00	--	--	-266	-288	-310	-332	-354

TABLES XII. NAS514, 1102 dash numbers.

Basic part no.	NAS514F		NAS1102	
	Thread designation (-3A)	First dash no.	Second dash no. range 1/	First dash no.
.086-56 UNJC	--	--	-02	-3 thru -24
.112-40 UNJC	-440	-3 thru -24	-04	-3 thru -24
.138-32 UNJC	-632	-3 thru -32	-06	-4 thru -36
.164-32 UNJC	-832	-4 thru -32	-08	-5 thru -36
.190-32 UNJF	-1032	-4 thru -32	-1	-5 thru -56
.250-28 UNJF	-428	-6 thru -32	-4	-8 thru -96
.3125-24 UNJF	-524	-8 thru -32	-5	-8 thru -96
.375-24 UNJF	-624	-8 thru -32	-6	-8 thru -96

1/ Second dash number equals "L" dimension times 16 and four (-20 thru -96).

Increments of one (-3 thru -8), two (-10 thru -16),

SECTION 2006

SCREWS, MACHINE, FLAT HEAD, 100°, SHORT THREAD  
 APPLICABLE DOCUMENTS: MS24694, NAS517, 560, 1221, 1620-1628

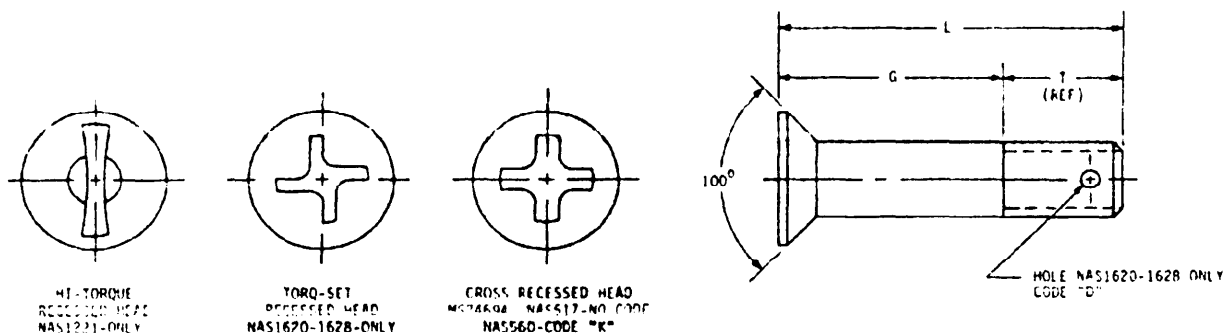


TABLE 1. Materials.

Material	Code	Protective finish		Tensile strength (psi) min	Applicable documents
			Code		
Aluminum alloy	A	Anodize	--	62,000	MS24694
Alloy steel	S	Cadmium plate	--	125,000	
	--			160,000	NAS517, 1221, 1620-1628
CRS	C	Passivate	--	85,000	MS24694
	E	Cadmium plate	P	160,000	NAS1221, 1620-1628
CRS Low strength	C	Cadmium plate	P	75,000	NAS560
CRS High temp	H			140,000	
CRS High strength	X			160,000	
Titanium alloy	V	None	--	160,000	NAS1221, 1620-1628
		Cadmium plate	P		NAS 1620-1628

MIL-STD-1251A

TABLE II. MS24694 dash numbers.

Thread designation -3A)	.164-32 UNC	.190-32 UNF	.250-28 UNF	.3125-24 UNF	.375-24 UNF	.4375-24 UNF	.500-20 UNF
T ref 1/	.438	.469	.531	.562	.624	.714	.844
	Dash number						
.281	-1	-46	--	--	--		
.344	-2	-47	-92	-137	--		
.406	-3	-48	-93	-138	-181		
.469	-4	-49	-94	-139	-182	-225	-270
.594	-6	-51	-96	-141	-184	-227	-272
.719	-8	-53	-98	-143	-186	-229	-274
.844	-10	-55	-100	-145	-188	-231	-276
.969	-12	-57	-102	-147	-190	-233	-278
1.219	-16	-61	-106	-151	-194	-237	-282
1.469	-20	-65	-110	-155	-198	-241	-286
1.719	-24	-69	-114	-159	-202	-245	-290
1.969	-28	-73	-118	-163	-206	-249	-294
2.219	-32	-77	-122	-167	-210	-253	-298
2.469	--	-81	-126	-171	-214	-257	-302
2.719	--	-85	-130	-175	-218	-261	-306
2.969		-89	-134	-179	-222	-265	-310
3.219		--	--	--	--	--	-314
3.469		--	--	--	--	--	-318
3.669		--	--	--	--	--	-326

1/ Screws too short for this dimension to apply are threaded to within a maximum of two threads from the head.

TABLE III. NAS517, 560, 1221, 1620-1628 dash numbers

Thread size	.112-40	.138-32	.164-32	.190-32	.250-28	.3125-24	.375-24	.4375-20	.500-20
Thread designation				UNJF-3A	UNJF-3A	UNJF-3A	UNJF-3A	UNJF-3A	UNJF-3A
NAS517 first dash no.				-3	-4	-5	-6	-7	-8
T ref				.406	.468	.531	.625	.719	.750
Second dash no. range 1/				-0 thru -32	-0 thru -32	-0 thru -32	-1 thru -32	-1 thru -32	-2 thru -32
Thread designation				UNF-3A	UNF-3A	UNF-3A	UNF-3A	UNF-3A	UNF-3A
NAS560 first dash no.				-3	-4	-5	-6	-7	-8
T ref				.463	.526	.614	.645	.727	.761
Second dash no. range 1/				K00thruK32	K0 thru K32	K0 thru K32	K1 thru K32	K1 thru K32	K2 thru K32
Thread designation	UNJC-2A	UNJC-2A	UNJC-2A	UNJF-3A	UNJF-3A	UNJF-3A	UNJF-3A	UNJF-3A	UNJF-3A
Document number	NAS1620	NAS1621	NAS1622	NAS1623	NAS1624	NAS1625	NAS1626	NAS1627	NAS1628
T ref	.220	.276	.276	.276	.316	.375	.391	.453	.453
Second dash no. range 2/	1 thru -64	1 thru 64	1 thru 64	1 thru 64	1 thru 61	1 thru 64	1 thru 64	1 thru 64	1 thru 64
Thread designation	UNJC-3A	UNJC-3A	UNJC-3A	UNJF-3A	UNJF-3A	UNJF-3A	UNJF-3A		
NAS1221 first dash no. 3/	-04	-06	-08	-3	-4	-5	-6		
T ref	.233	.276	.339	.339	.426	.470	.579		
Second dash no. range 2/	-1 thru -96	-2 thru 96	-2 thru -96	-2 thru -96	-3 thru -96	-3 thru -96	-4 thru -96		

- 1/ Second dash number equals "G" dimension times 16. Increments of one (-0 thru -8), two (-10 thru -16), and four (-20 thru -32).
- 2/ Second dash number equals "G" dimension times 16. Increments of one (-1 thru -8), two (-10 thru -16), and four (-20 thru -96).
- 3/ For self-locking screws on NAS1221 see section 2106.

SECTION 2007

SCREWS, MACHINE, HEXAGON HEAD, FINE SWANK, DRILLED  
 APPLICABLE DOCUMENTS: MS9498, 9499, 9640, 9641, 9792, 9793

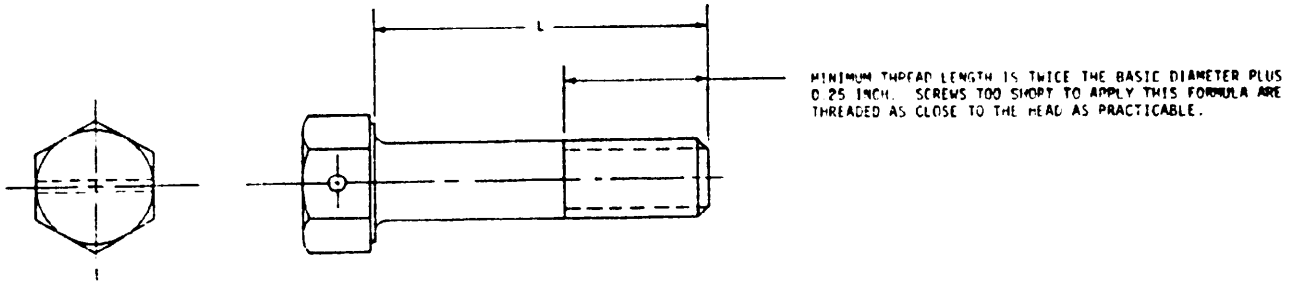


TABLE I. Materials.

Materials	Hardness-Rockwell	Applicable documents
Corrosion and heat resistant steel	--	MS9498 MS9499
CRES	C32-38	MS9792 MS9793
Titanium	C36-42	MS9640 MS9641

TABLE II. Dash numbers.

Thread size..... (UNJF-3A)	.138-40			.164-36		
	MS9498	MS9640	MS9792	MS9499	MS9641	MS9793
L	Dash number					
.250	-02			--		
.312	-03			-03		
.375	-04			-04		
.438	-05			-05		
.500	-06			-06		
.625	-08			-08		
.750	-10	-10	-10	-10	-10	-10
.875	-12	-12	-12	-12	-12	-12
1.000	-14	-14	-14	-14	-14	-14
1.250	-18	-18	-18	-18	-18	-18
1.500	-22	-22	-22	-22	-22	-22
1.750	-26	-26	-26	-26	-26	-26
2.000	-30	-30	-30	-28	-30	-30

MIL-STD-1251A

SECTION 2008

SCREWS, MACHINE, HEXAGON HEAD, FULL SHANK, UNDRILLED  
 APPLICABLE DOCUMENTS: MS9487, 9488, 9649, 9650, 9781, 9782

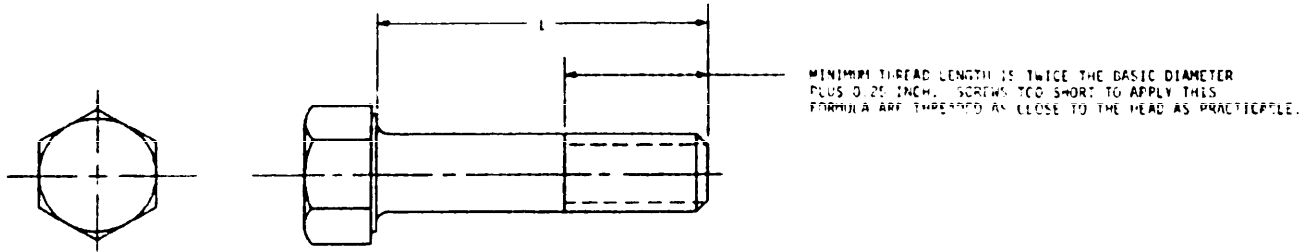


TABLE I. Materials.

Materials	Hardness-Rockwell	Applicable documents
Corrosion and heat resistant steel	--	MS9487 MS9488
CRES	C32-38	MS9781 MS9782
Titanium	C36-42	MS9649 MS9650

TARIF 11. Dash numbers.

Thread size .... (UNF-3A)	.138-40			.164-36		
	MS9487	MS9649	MS9781	MS9488	MS9650	MS9782
L	Dash number					
.250	-02			--		
.312	-03			-03		
.375	-04			-04		
.438	-05			-05		
.500	-06			-06		
.625	-08			-08		
.750	-10	-10	-10	-10	-10	-10
.875	-12	-12	-12	-12	-12	-12
1.000	-14	-14	-14	-14	-14	-14
1.250	-18	-18	-18	-18	-18	-18
1.500	-22	-22	-22	-22	-22	-22
1.750	-26	-26	-26	-26	-26	-26
2.000	-30	-30	-30	-28	-30	-30

SECTION 2009  
 SCREW, MACHINE, HEXAGON HEAD, FULL THREAD  
 APPLICABLE DOCUMENTS: MS1849, NAS 1801, NAS 1162

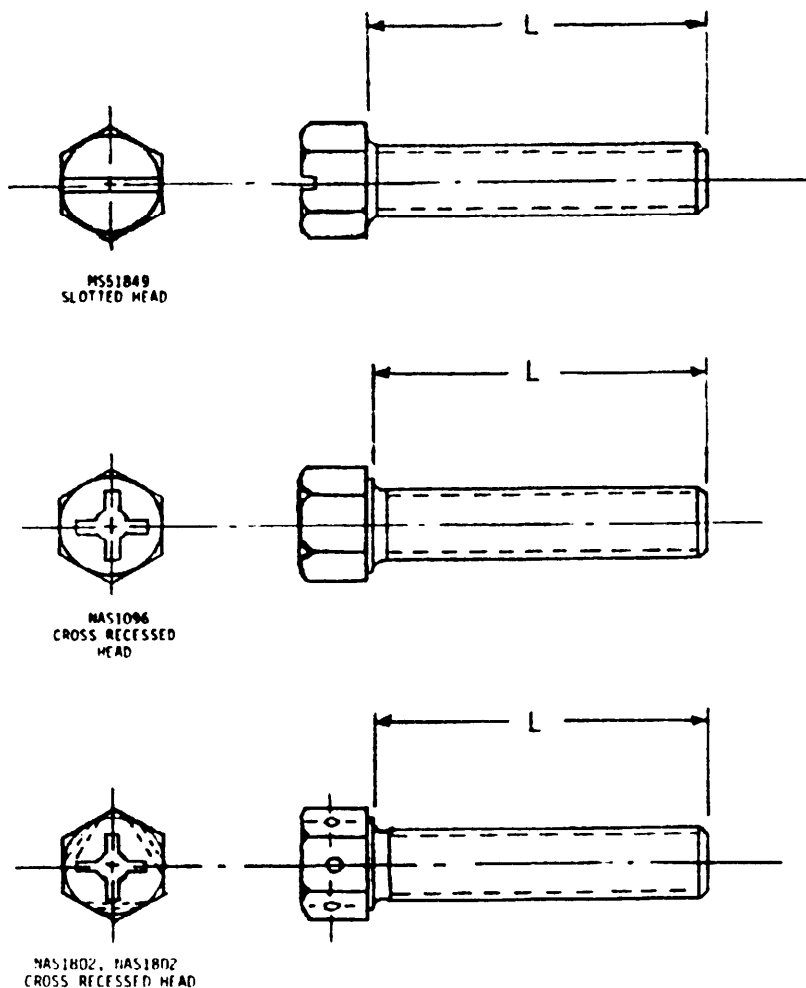


TABLE 1. Materials and part numbers.

Material	Carbon steel														Alloy steel		
	Cadmium plate																
Protective finish																	
Tensile strength (psi) min	60,000														125,000		
Thread size	.112		.138		.164		.190		.250		.3125		.375		.138	.164	.190
Threads per inch	4R	40	40	32	36	32	32	24	28	20	24	18	24	16	32	32	32
Series designation	UNF -2A	UNC -2A	UNF -2A	UNC -2A	UNF -2A	UNC -2A	UNF -2A	UNC -2A	UNF -2A	UNC -2A	UNF -2A	UNC -2A	UNF -2A	UNC -2A	UNC -3A	UNC -3A	UNF -3A
Basic part no.	MS1849														NAS1096		
L	Dash number																
.250	-1	-11	--	--	--	--	--	--	--	--	--	--	--	--	--	--	--
.312	-2	-12	-22	-32	--	--	--	--	--	--	--	--	--	--	-1-5	--	--
.375	-3	-13	-23	-33	-43	-53	--	--	--	--	--	--	--	--	-1-6	-2-6	--
.500	-4	-14	-24	-34	-44	-54	-64	-74	--	--	--	--	--	--	-1-8	-2-8	-3-8
.625	-5	-15	-25	-35	-45	-55	-65	-75	-85	-95	--	--	--	--	-1-10	-2-10	-3-10
.750	-6	-16	-26	-36	-46	-56	-66	-76	-86	-96	-106	-116	-126	-136	-1-12	-2-12	-3-12
.875	--	--	-27	-37	-47	-57	-67	-77	-87	-97	-107	-117	-127	-137	-1-14	-2-14	-3-14
1.000	--	--	--	--	-48	-58	-68	-78	-88	-98	-108	-118	-128	-138	--	-2-16	-3-16
1.250	--	--	--	--	--	--	-69	-79	-89	-99	-109	-119	-129	-139	--	--	-3-20
1.500	--	--	--	--	--	--	--	-70	-80	-90	-100	-110	-120	-130	-140	--	-3-24
1.750	--	--	--	--	--	--	--	--	-71	-81	-91	-101	-111	-121	-131	-141	--
2.000	--	--	--	--	--	--	--	--	-72	-82	-92	-102	-112	-122	-132	-142	--

## MIL-STD-1251A

TABLE II. Materials and part numbers.

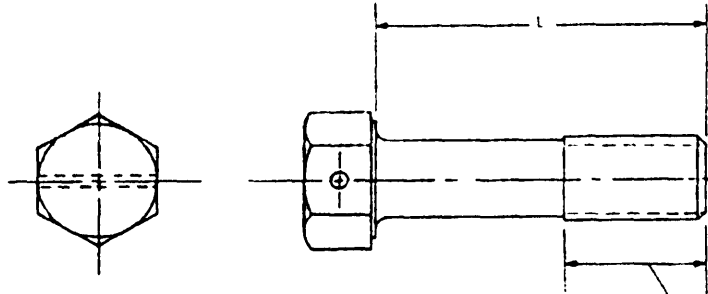
Material		Alloy steel		CRES	
Protective finish		Cadmium plate		Passivate	
Tensile strength (psi min)		160,000		160,000	
Basic part no.		NAS1801		NAS1802	
Thread size	Thread designation	First dash no.	Second dash no.	First dash no.	Second dash no.
.1120-40	UNJC-3A	04	<u>1/</u>	04	<u>1/</u>
.1380-32	UNJC-3A	06		06	
.1640-32	UNJC-3A	08		08	
.1900-32	UNJF-3A	3		3	
.2500-28	UNJF-3A	4		4	
.3125-24	UNJF-3A	5		5	
.3750-24	UNJF-3A	6		6	

1/ Second dash number of part number indicates the length in .0625 increments.



SECTION 2010

SCREWS, MACHINE, HEXAGON HEAD, PD SHANK, DRILLED HEAD  
 APPLICABLE DOCUMENTS: MS9292, 9527, 9528, 9622, 9623, 9614, 9915



MINIMUM THREAD LENGTH IS  
 TWICE THE BASIC DIAMETER  
 PLUS 0.25 INCH. SCREWS  
 TOO SHORT TO APPLY THIS  
 FORMULA ARE THREADED AS  
 CLOSE TO THE HEAD AS PRACTICABLE.

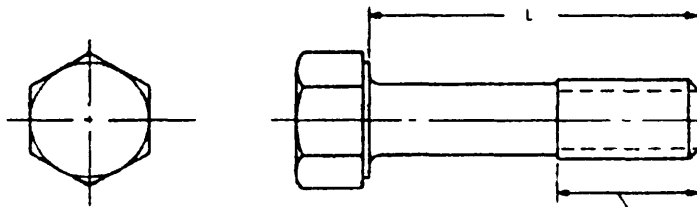
TABLE 1. Materials and dash numbers.

Material .....	Steel			CRES		Titanium	
Protective finish .....	Cadmium plate		Black oxide	--		--	
Hardness-Rockwell .....	C26-32			C32-38		C36-42	
Thread designation .... (UNF-3A)	.138-40	.164-36	.138-40	.138-40	.164-36	.138-40	.164-36
Document no. ....	MS9527	MS9528	MS9792	MS9814	MS9815	MS9622	MS9623
L	Dash number						
.250	-02	--	-02	-02	-02	-02	-02
.312	-03	-03	-03	-03	-03	-03	-03
.375	-04	-04	-04	-04	-04	-04	-04
.438	-05	-05	-05	-05	-05	-05	-05
.500	-06	-06	-06	-06	-06	-06	-06
.625	-08	-08	-08	-08	-08	-08	-08
.750	-10	-10	-10	-10	-10	-10	-10
.875	-12	-12	-12	-12	-12	-12	-12
1.000	-14	-14	-14	-14	-14	-14	-14
1.250	-18	-18	-18	-18	-18	-18	-18
1.500	-22	-22	-22	-22	-22	-22	-22
1.750	--	-26	--	-26	-26	-26	-26
2.000	--	-28	--	-30	-30	-30	-30

MIL-STD-1251A

SECTION 2011

SCREWS, MACHINE, HEXAGON HEAD, PD SHANK, UNDRILLED  
 APPLICABLE DOCUMENTS: MS9449, 9450, 9516, 9517, 9631, 9803, 9804



MINIMUM THREAD LEAD IS  
 TWICE THE BASIC DIAMETER  
 PLUS 0.25 INCH. SCREWS TOO  
 SHORT TO APPLY THIS FORMULA  
 ARE THREADED AS CLOSE TO THE  
 HEAD AS PRACTICABLE.

TABLE 1. Materials and dash numbers.

	Steel				CPES		Titanium
	Cadmium plate		Diffused nickel - cadmium plate		--		--
Hardness-Rockwell.....	C26-32		C42-46		C32-38		C36-42
Thread designation (UNJF-3A).....	.138-40	.164-36	.138-40	.164-36	.138-40	.164-36	.138-40
Document no. ....	MS9516	MS9517	MS9449	MS9450	MS9803	MS9804	MS9631
L	Dash number						
.250	-02	--	-02	--	-02	-02	-02
.312	-03	-03	-03	-03	-03	-03	-03
.375	-04	-04	-04	-04	-04	-04	-04
.438	-05	-05	-05	-05	-05	-05	-05
.500	-06	-06	-06	-06	-06	-06	-06
.625	-08	-08	-08	-08	-08	-08	-08
.750	-10	-10	-10	-10	-10	-10	-10
.875	-12	-12	-12	-12	-12	-12	-12
1.000	-14	-14	-14	-14	-14	-14	-14
1.250	-18	-18	-18	-18	-18	-18	-18
1.500	-22	-22	-22	-22	-22	-22	-22
1.750	--	-26	--	-26	-26	-26	-26
2.000	--	-28	--	-28	-30	-30	-30

MIL-STD-1251A

SECTION 2012  
SCREWS, MACHINE, SELF-SEALING, PAN HEAD, FULL THREAD  
APPLICABLE DOCUMENTS: MS3212, 3213, NAS1216

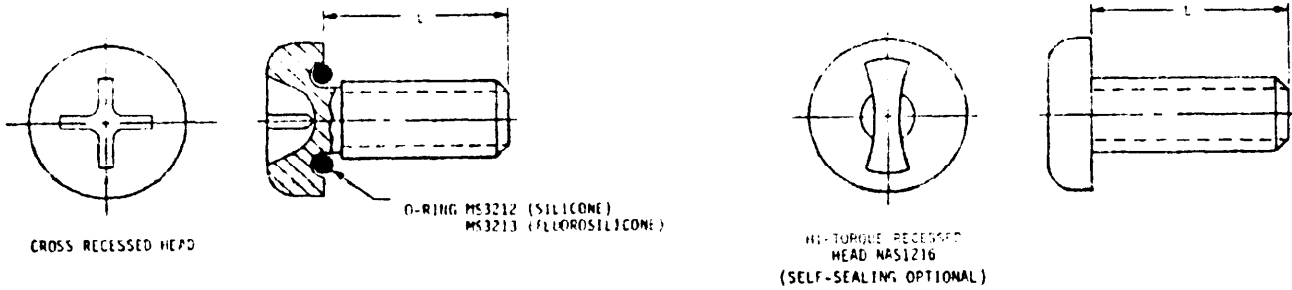


TABLE I. Materials.

Material	Code	Protective finish		Tensile strength (psi) min	Applicable documents
			Code		
Alloy steel	-	Cadmium plate	P	160,000	NAS1216
		Blackened cad. plate	B		
CRS A236	E	Passivate	--	160,000	NAS1216
		Cadmium plate	P		
CRS 517	RR	Passivate	--	125,000	
CRS	-	Passivate	--	75,000	MS3212, 3213
Titanium	V	None	--	160,000	NAS1216

TABLE II. MS3212, 3213 dash numbers.

Thread designation (-2A) .....	.112-40 UNC	.138-32 UNC	.164-32 UNC	.190-32 UNF	.190-24 UNC	.250-20 UNC
L	Dash number					
.250	-1	-11	-21	--	--	--
.312	-2	-12	-22	--	--	--
.375	-3	-13	-23	-31	-39	-47
.438	-4	-14	-24	-32	-40	-48
.500	-5	-15	-25	-33	-41	-49
.625	-7	-17	-27	-35	-43	-51
.750	-8	-18	-28	-36	-44	-52
.875	-9	-19	-29	-37	-45	-53
1.000	-10	-20	-30	-38	-46	-54
1.250	--	--	--	--	--	-56

1/ For self-locking screws on MS3212,3213, see section 2108.

TABLE III. NAS1216 dash numbers.

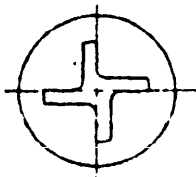
Thread designation (-3A) .....	First dash no.	Second dash number 1/	
		Range	Increment
.112-40UNC	-04	-2 thru -24	One (-2 thru -8)
.138-32UNC	-06	-3 thru -36	
.164-32UNC	-08	-5 thru -56	Two (-10 thru -16)
.190-32UNF	-3	-5 thru -56	
.250-28UNJF	-4	-8 thru -64	Three (-20 thru -64)
.3125-24UNJF	-5	-8 thru -64	
.375-24UNJF	-6	-8 thru -64	

1/ Second dash number equals "L" dimension times 16

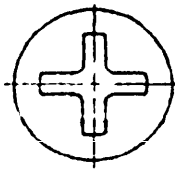


SECTION 2013

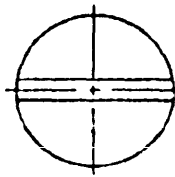
SCREWS, MACHINE, PAN HEAD, LONG THREAD  
 APPLICABLE DOCUMENTS: MS18212, 35206, 35207, 35214, 35215,  
 MS35215, 35218, 35219, 51957, 51958, NAS600-606, 1100, 1635



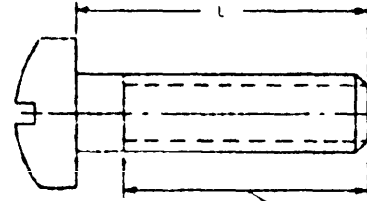
TORO-SET  
 RECESSED  
 HEAD  
 NAS1100  
 ONLY



CROSS-RECESSED  
 HEAD  
 MS35206, 35207  
 MS35214, 35215  
 MS35218, 35219  
 MS51957, 51958  
 NAS600 CODE  
 NAS1635



SLOTTED  
 HEAD  
 MS18212  
 ONLY



SCREWS 2.00 INCHES LONG OR SHORTER ARE  
 THREADED TO A MAXIMUM OF TWO THREADS FROM  
 THE HEAD. LONGER SCREWS HAVE A MINIMUM  
 COMPLETE THREAD LENGTH OF: 1.75 INCHES FOR  
 MS18212, 35206, 35207, 51957, 51958, NAS600-  
 606, 1100, 1635 AND 1.5 INCHES FOR MS35214,  
 35215, 35218, 35219

TABLE I. Materials.

Material	Code	Protective finish		Tensile strength (psi) min	Applicable documents
			Code		
Plastic (nylon)		None	--	--	MS18212
Carbon steel		Cadmium plate	--	60,000	MS35206, 35207
Brass		Black chemical	--	55,000	MS35214, 35215
Aluminum alloy		Anodize	--	62,000	MS35218, 35219
Alloy steel		Cadmium plate	--	160,000	NAS600-606, 1100
		Blackened cd. plate	B		
		Passivate	--	80,000	MS51957, 51958
		Black oxide	B		
CRES		Passivate	--	160,000	NAS1635 1/
		Black oxide	F		
Titanium alloy	V	Passivate	--	160,000	NAS1100
		Cadmium plate	P		

1/ For self-locking screws on NAS1635 see section 2109.

TABLE II. Dash numbers.

Thread size	NAS 600-606			NAS 1100			NAS 1635		
	Basic part no.	Thread designation (-3A)	Second dash 1/ no. range	First dash no.	Thread designation (-3A)	Second dash 1/ no. range	First dash no.	Thread designation (-3A)	Second dash 1/ no. range
.060-80	--	--	-3 thru -24	-00	UNJF	-3 thru -24	-00	UNF	-2 thru -6
.086-56	--	--	-3 thru -24	-02	UNJC	-3 thru -24	-02	UNC	-2 thru -12
.112-40	600	UNC	-3 thru -24	-04	UNJC	-3 thru -24	-04	UNC	-3 thru -24
.138-32	601	UNC	-3 thru -36	-06	UNJC	-3 thru -36	-06	UNC	-3 thru -36
.164-32	602	UNF	-5 thru -56	-08	UNJF	-5 thru -56	-08	UNF	-5 thru -48
.190-32	603	UNF	-5 thru -56	-1	UNJF	-5 thru -56	-3	UNF	-5 thru -56
.250-28	604	UNF	-8 thru -96	-4	UNJF	-8 thru -96	-4	UNF	-8 thru -64
.3125-24	605	UNF	-8 thru -96	-5	UNJF	-8 thru -96	-5	UNF	-8 thru -64
.375-24	606	UNF	-8 thru -96	-6	UNJF	-8 thru -96	-6	UNF	-8 thru -64

1/ Second dash number equals "L" dimension times 16  
 increments of one (-2 thru -8), two (-10 thru -16), and four (-20 thru -46)

MIL-STD-1251A

TABLE 1. Dash Numbers

Dash number		MS 15018	MS 15019	MS 15024	MS 15016	MS 15014	MS 15017	MS 15017	MS 15018	MS 15012
Thread designation (-2A)		UNC	UNF	UNC	UNF	UNC	UNF	UNC	UNF	UNC
Thread size Threads per inch		Dash number								
.086	.125	-1	-1	-1	-1	-101	-101	-1	-1	-1
	.168	-2	-2	-2	-2	-202	-202	-2	-2	-2
	.250	-3	-3	-3	-3	-203	-203	-3	-3	-3
	.312	-4	-4	-4	-4	-204	-204	-4	-4	-4
	.375	-5	-5	-5	-5	-205	-205	-5	-5	-5
	.438	-6	-6	-6	-6	-206	-206	-6	-6	-6
	.500	-7	-7	-7	-7	-207	-207	-7	-7	-7
	.625	-8	-8	-8	-8	-208	-208	-8	-8	-8
	.750	-9	-9	-9	-9	-209	-209	-9	-9	-9
	.875	--	--	--	--	-210	-210	-10	--	--
.114	.125	-10	-10	-10	-10	-211	-211	-11	-11	-11
	.188	-11	-11	-11	-11	-212	-212	-12	-12	-12
	.250	-12	-12	-12	-12	-213	-213	-13	-13	-13
	.312	-13	-13	-13	-13	-214	-214	-14	-14	-14
	.375	-14	-14	-14	-14	-215	-215	-15	-15	-15
	.438	-15	-15	-15	-15	-216	-216	-16	-16	-16
	.500	-16	-16	-16	-16	-217	-217	-17	-17	-17
	.625	-17	-17	-17	-17	-218	-218	-18	-18	-18
	.750	-18	-18	-18	-18	-219	-219	-19	-19	-19
	.875	-19	-19	-19	-19	-220	-220	-20	--	--
1.000	-20	-20	-20	-20	-221	-221	-21	-21	-21	
1.250	--	--	--	--	-222	-222	--	--	-22	
1.500	--	--	--	--	-223	-223	-23	--	-23	
.138	.125	-21	-21	-21	-21	-224	-224	-24	-24	-24
	.188	-22	-22	-22	-22	-225	-225	-25	-25	-25
	.250	-23	-23	-23	-23	-226	-226	-26	-26	-26
	.312	-24	-24	-24	-24	-227	-227	-27	-27	-27
	.375	-25	-25	-25	-25	-228	-228	-28	-28	-28
	.438	-26	-26	-26	-26	-229	-229	-29	-29	-29
	.500	-27	-27	-27	-27	-230	-230	-30	-30	-30
	.625	-28	-28	-28	-28	-231	-231	-31	-31	-31
	.750	-29	-29	-29	-29	-232	-232	-32	-32	-32
	.875	-30	-30	-30	-30	-233	-233	-33	-33	-33
1.000	-31	-31	-31	-31	-234	-234	-34	-34	-34	
1.250	-32	-32	-32	-32	-235	-235	-35	-35	-35	
1.500	-33	-33	-33	-33	-236	-236	-36	-36	-36	
1.750	-34	-34	-34	-34	-237	-237	-37	-37	-37	
2.000	-35	-35	-35	-35	-238	-238	-38	-38	-38	
.164	.125	-36	-36	-36	-36	-239	-239	-39	-39	-39
	.188	-37	-37	-37	-37	-240	-240	-40	-40	-40
	.250	-38	-38	-38	-38	-241	-241	-41	-41	-41
	.312	-39	-39	-39	-39	-242	-242	-42	-42	-42
	.375	-40	-40	-40	-40	-243	-243	-43	-43	-43
	.438	-41	-41	-41	-41	-244	-244	-44	-44	-44
	.500	-42	-42	-42	-42	-245	-245	-45	-45	-45
	.625	-43	-43	-43	-43	-246	-246	-46	-46	-46
	.750	-44	-44	-44	-44	-247	-247	-47	-47	-47
	.875	-45	-45	-45	-45	-248	-248	-48	-48	-48
1.000	-46	-46	-46	-46	-249	-249	-49	-49	-49	
1.250	-47	-47	-47	-47	-250	-250	-50	-50	-50	
1.500	-48	-48	-48	-48	-251	-251	-51	-51	-51	
1.750	-49	-49	-49	-49	-252	-252	-52	-52	-52	
2.000	-50	-50	-50	-50	-253	-253	-53	-53	-53	
2.250	--	--	--	--	-254	-254	-54	--	51	
2.500	--	--	--	--	-255	-255	-55	--	--	
2.750	--	--	--	--	-256	-256	-56	--	--	
3.000	--	--	--	--	-257	-257	-57	--	--	

MIL-STD-1251A

TABLE III. Dash numbers - Continued

Document no.	MS35218	MS35219	MS35214	MS35215	MS35206	MS35207	MS51957	MS51958	MS18212	
Thread designation (-2A)	UNC	UNF	UNC	UNF	UNC	UNF	UNC	UNF	UNC	
Thread size Threads per inch	L	Dash number								
.190	.125	--	--	--	--	--	--	--	--	
	.188	--	--	--	--	-258	-258	--	--	
	.250	-51	-51	-51	-51	-259	-259	-59	-59	
	.312	-52	-52	-52	-52	-260	-260	-60	-60	
	.375	-53	-53	-53	-53	-261	-261	-61	-61	
	.438	-54	-54	-54	-54	-262	-262	-62	-62	
	.500	-55	-55	-55	-55	-263	-263	-63	-63	
	.625	-56	-56	-56	-56	-264	-264	-64	-64	
	.750	-57	-57	-57	-57	-265	-265	-65	-65	
	-24UNC	.875	-58	-58	-58	-58	-266	-266	-66	-66
-32UNF	1.000	-59	-59	-59	-59	-267	-267	-67	-67	
	1.250	-60	-60	-60	-60	-268	-268	-68	-68	
	1.500	-61	-61	-61	-61	-269	-269	-69	-69	
	1.750	-62	-62	-62	-62	-270	-270	-70	-70	
	2.000	-63	-63	-63	-63	-271	-271	-71	-71	
	2.250	-64	-64	-64	-64	-272	-272	-72	-72	
	2.500	-65	-65	-65	-65	-273	-273	-73	-73	
	2.750	--	--	--	--	-274	-274	--	--	
	3.000	--	--	--	--	-275	-275	--	--	
	.250	.312	-66	-66	-66	-66	-276	-276	-76	-76
.375		-67	-67	-67	-67	-277	-277	-77	-77	
.438		-68	-68	-68	-68	-278	-278	-78	--	
.500		-69	-69	-69	-69	-279	-279	-79	-79	
.625		-70	-70	-70	-70	-280	-280	-80	-80	
.750		-71	-71	-71	-71	-281	-281	-81	-81	
.875		-72	-72	-72	-72	-282	-282	-82	--	
1.000		-73	-73	-73	-73	-283	-283	-83	-83	
1.250		-74	-74	-74	-74	-284	-284	-84	-84	
1.500		-75	-75	-75	-75	-285	-285	-85	-85	
-20UNC	1.750	-76	-76	-76	-76	-286	-286	-86	-86	
	2.000	-77	-77	-77	-77	-287	-287	-87	-87	
	2.250	-78	-78	-78	-78	-288	-288	-88	-88	
	2.500	-79	-79	-79	-79	-289	-289	-89	-89	
	2.750	--	--	--	--	-290	-290	--	--	
	3.000	--	--	--	--	-291	-291	--	--	
	.3125	.375	-80	-80	-80	-80	-292	-292	-92	-92
		.438	-81	-81	-81	-81	-293	-293	-93	-93
		.500	-82	-82	-82	-82	-294	-294	-94	-94
		.625	-83	-83	-83	-83	-295	-295	-95	-95
.750		-84	-84	-84	-84	-296	-296	-96	-96	
.875		-85	-85	-85	-85	-297	-297	-97	-97	
1.000		-86	-86	-86	-86	-298	-298	-98	-98	
1.250		-87	-87	-87	-87	-299	-299	-99	-99	
1.500		-88	-88	-88	-88	-300	-300	-100	-100	
1.750		-89	-89	-89	-89	-301	-301	-101	-101	
-18UNC	2.000	-90	-90	-90	-90	-302	-302	-102	-102	
	2.250	-91	-91	-91	-91	-303	-303	-103	-103	
	2.500	-92	-92	-92	-92	-304	-304	-104	-104	
	2.750	--	--	--	--	-305	-305	--	--	
	3.000	--	--	--	--	-306	-306	--	--	
	.375	.500	--	--	--	--	--	--	--	-92
		.625	-93	-93	-93	-93	-307	-307	-107	-93
		.750	-94	-94	-94	-94	-308	-308	-108	-94
		.875	-95	-95	-95	-95	-309	-309	-109	-95
		1.000	-96	-96	-96	-96	-310	-310	-110	--
1.250		-97	-97	-97	-97	-311	-311	-111	-96	
1.500		-98	-98	-98	-98	-312	-312	-112	-97	
1.750		-99	-99	-99	-99	-313	-313	-113	-98	
2.000		-100	-100	-100	-100	-314	-314	-114	-99	
2.250		-101	-101	-101	-101	-315	-315	-115	-100	
-16UNC	2.500	-102	-102	-102	-102	-316	-316	-116	--	
	2.750	-103	-103	-103	-103	-317	-317	-117	-101	
	3.000	-104	-104	-104	-104	-318	-318	-118	--	
		-105	-105	-105	-105	-319	-319	-119	-102	





FIGURE 1-4

SCREW, MACHINE, PAN HEAD, (SHEET 1 OF 4)  
 APPLICABLE DOCUMENTS: MS27033, NAS1630, 1402-1406, 1630-1634

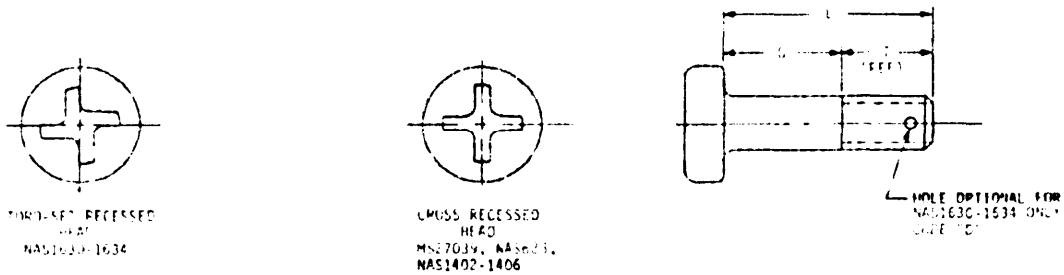


TABLE I. Materials

Material	Code	Disposition Factor		Tensile strength (psf) min	Applicable documents
		Code	Code		
Alloy steel	-	Cadmium plate	-	160,000	MS27033, 1402-1406, 1630-1634
			-	125,000	MS27039
Steel	E	Passivate	-	160,000	NAS1630-1634
			-	125,000	MS27039
Corrosion and heat resistant steel	C	Passivate	-	125,000	MS27039
Titanium alloy	V	None	-	160,000	NAS1630-1634
			-	125,000	MS27039
Aluminum alloy	DD	Anodize	-	62,000	MS27039
Miscellaneous bronze	BP	Cadmium plate	-	65,000	MS27039
			-	65,000	MS27039

TABLE II. MS27033 dash numbers

Thread designation (-3A)	.164-32 UNF	.190-32 UNF	.200-20 UNF	.2125-24 UNF	.2175-24 UNF	.4175-20 UNF	.500-20 UNF
Top ref	.438	.469	.531	.578	.688	.703	.828
First dash no.	-0-8	-1-	-4-	-5-	-6-	-7-	-8-
Second dash no.	L						
04	.281	.281	.281	--	--	--	--
05	.344	.344	.344	.399	.466	--	--
06	.406	.406	.406	.422	.469	.453	.453
07	.469	.469	.469	.484	.531	.516	.516
08	.531	.531	.531	.547	.594	.578	.578
09	.594	.594	.594	.609	.656	.641	.641
10	.656	.656	.656	.672	.719	.703	.703
12	.781	.781	.781	.797	.844	.828	.828
14	.906	.906	.906	.922	.969	.953	.953
16	1.031	1.031	1.031	1.047	1.094	1.078	1.078
18	1.156	1.156	1.156	1.172	1.219	1.203	1.203
20	1.281	1.281	1.281	1.297	1.344	1.328	1.328
24	1.531	1.531	1.531	1.547	1.594	1.578	1.578
28	1.781	1.781	1.781	1.797	1.844	1.828	1.828
32	2.031	2.031	2.031	2.047	2.094	2.078	2.078
36	2.281	2.281	2.281	2.297	2.344	2.328	2.328
40	--	2.531	2.531	2.547	2.594	2.578	2.578
44	--	2.781	2.781	2.797	2.844	2.828	2.828
48	--	3.031	3.031	3.047	3.094	3.078	3.078

12 screws too short to apply this dimension are threaded to within a maximum of two threads from the head

MIL-STD-1251A

TABLE 10. NAS1400, 1401, 1402, 1403, 1404, 1405, 1406, 1407, 1408

Thread size .....	.112-40	.138-32	.164-32	.190-32	.250-28	.3125-24	.375-24
Thread designation.....			UNC-2A	UNF-3A	UNF-3A	UNF-3A	UNF-3A
NAS1400 first dash no. ....			-2	-3	-4	-5	-6
T ref. ....			.276	.276	.316	.375	.391
Second dash no. range 1/. ..			-1 thru -96	-1 thru -96	-1 thru -96	-1 thru -96	-1 thru -96
Thread designation.....			UNC-2A	UNF-3A	UNF-3A	UNF-3A	UNF-3A
Document no. ....			NAS1402	NAS1403	NAS1404	NAS1405	NAS1406
T ref. ....			.258	.336	.425	.465	.578
Second dash no. range 1/. ..			-1 thru -96	-1 thru -96	-1 thru -96	-1 thru -96	-1 thru -96
Thread designation.....	UNC-2A	UNC-2A	UNC-2A	UNF-3A	UNF-3A		
Document no. ....	NAS1630	NAS1631	NAS1632	NAS1633	NAS1634		
T ref. ....	.220	.276	.276	.276	.316		
Second dash no. range 1/. ..	-1 thru -64	-1 thru -64	-1 thru -64	-1 thru -64	-1 thru -64		

1' Second dash number equals "G" dimension times 16  
 Increments of one (-1 thru -6), two (-10 thru -16), and  
 four (-20 thru -96).

## MIL-STD-1251A

SECTION 1101  
 SCREWS, SELF-LOCKING, CAP, SOCKET HEAD  
 APPLICABLE DOCUMENTS: NAS 1351, 1352

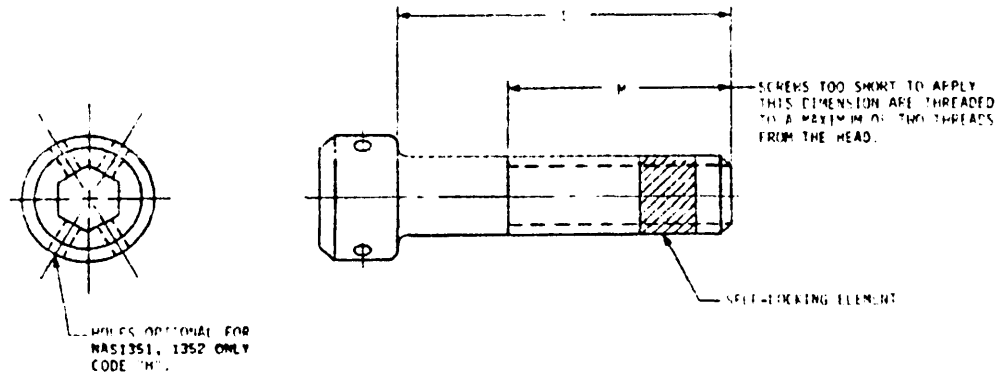


TABLE I. Materials.

Material	Protective finish		Tensile strength (psi) min	Applicable documents
	Code	Code		
Alloy steel	-	Cadmium plate	170,000	NAS 1351, 1352
		Black oxide		
CPES	C	Passivate	80,000	NAS 1351, 1352
		Cadmium plate		
Heat resistant steel	N	Silver plate	160,000	
		Passivate		



SECTION 2102

SCREWS, SELF-LOCKING, FILLISTER HEAD  
APPLICABLE DOCUMENT: NAS1191

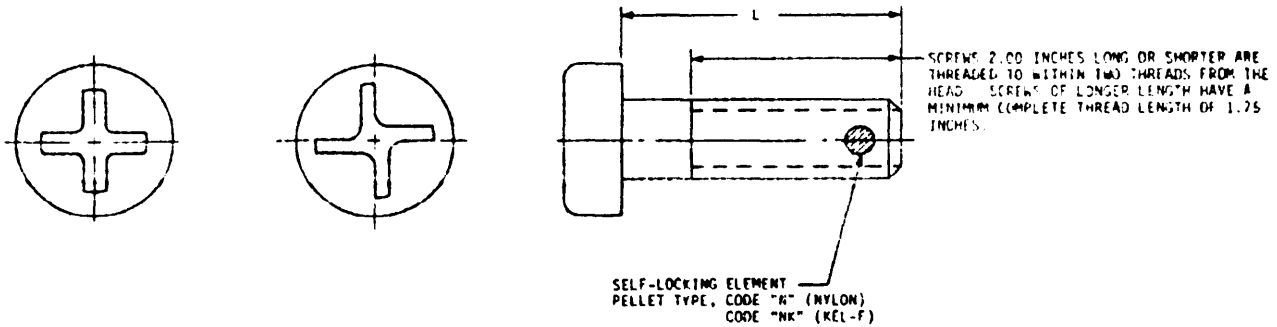


TABLE I. Materials.

Material	Code	Protective finish		Tensile strength (psi) min
			Code	
Alloy steel	-	Cadmium plate	--	160,000
CRES	E	Passivate Cadmium plate	-- H	

TABLE II. NAS1191 dash numbers.

Thread designation (-3A)	Dia. dash no.	Length dash number 1/	
		Range	Increments
.086-56UNJC	-02	-	
.112-40UNJC	-04	-3 thru -8	One
.138-32UNJC	-06		
.164-32UNJC	-08	-10 thru -16	Two
.190-32UNJF	-3		
.250-28UNJF	-4	-20 thru -96	Four
.3125-24UNJF	-5		
.375-24UNJF	-6		

1/ Length dash number equals "L" dimension times 16



MIL-STD-1251A

SCREWS, SELF-LOCKING, FLAT HEAD, F2°  
 APPLICABLE DOCUMENTS: MS24667, 35190, 35191

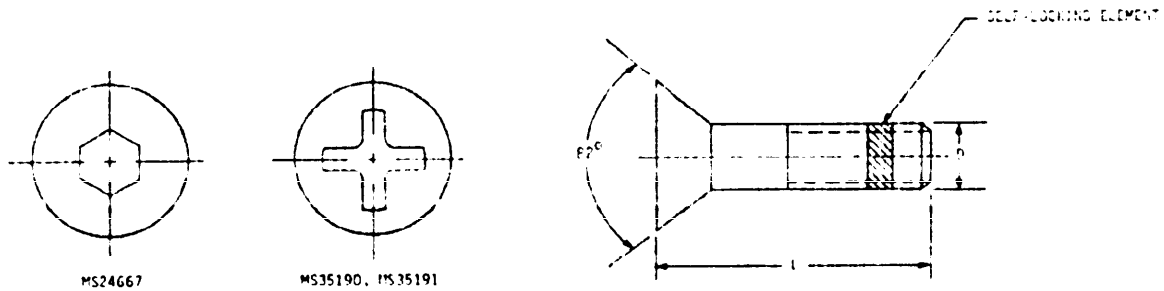


TABLE I. Materials.

Material	Protective finish	Code	Tensile strength (psi) min	Applicable documents
Alloy steel	Zinc plate	Z	160,000	MS24667 1/

1/ For non-locking screws see section 2003.

TABLE II. MS24667 part numbers.

Thread designation (UNC-3A)	.112-40	.138-32	.164-32	.190-24	.250-20	.3125-18	.375-16	.500-13	.625-11	.750-10
L	MS24667 + dash number									
.250	-11	-7L	--	--	--	--	--	--	--	--
.375	-2L	-8L	-13L	-19L	-27L	-37L	--	--	--	--
.500	-3L	-9L	-14L	-20L	-28L	-38L	-49L	--	--	--
.625	-4L	-10L	-15L	-21L	-29L	-39L	-50L	--	--	--
.750	5L	11L	-16L	-22L	-30L	-40L	-51L	-73L	--	--
1.000	--	--	-17L	-23L	-31L	-41L	-52L	-74L	--	--
1.250				-24L	-32L	-42L	-53L	-75L	-84L	-93L
1.500				-25L	-33L	-43L	-54L	-76L	-85L	-94L
1.750				--	-34L	-44L	-55L	-77L	-86L	-95L
2.000					-35L	-45L	-56L	-78L	-87L	-96L
2.250					--	-46L	-57L	-79L	-88L	-97L
2.500					--	-47L	-58L	-80L	-89L	-98L
2.750							-59L	-81L	-90L	-99L
3.000							--	-82L	-91L	-100L

1/ Screws above heavy line are threaded to a maximum two threads from the head.  
 Screws below heavy line are threaded to a minimum thread length of twice the basic diameter plus 0.50 inch.

## MIL-STD-1251A

TABLE III. MS35191 part numbers

Thread designation (UNC-2A) ...	.060-80	.112-40	.130-32	.164-32	.190-32	.250-28	.3125-24	.375-24	.500-20
L 1/	MS35191 + dash number								
.125 2/	-209L	-219L	-232L	-247L	--				
.188	-210L	-220L	-233L	-248L	-266L				
.250	-211L	-221L	-234L	-249L	-267L				
.312	-212L	-222L	-235L	-250L	-268L	-284L	--		
.375	-213L	-223L	-236L	-251L	-269L	-285L	-300L		
.438	-214L	-224L	-237L	-252L	-270L	-286L	-301L		
.500	-215L	-225L	-238L	-253L	-271L	-287L	-302L	-315L	--
.625	-216L	-226L	-239L	-254L	-272L	-288L	-303L	-316L	--
.750	-217L	-227L	-240L	-255L	-273L	-289L	-304L	-317L	-340L
.875	-218L	-228L	-241L	-256L	-274L	-290L	-305L	-318L	-341L
1.000	--	-229L	-242L	-257L	-275L	-291L	-306L	-319L	-342L
1.250	--	-230L	-243L	-258L	-276L	-292L	-307L	-320L	-343L
1.500		-231L	-244L	-259L	-277L	-293L	-308L	-321L	-344L
1.750		--	-245L	-260L	-278L	-294L	-309L	-322L	-345L
2.000		--	-246L	-261L	-279L	-295L	-310L	-323L	-346L
2.250				-262L	-280L	-296L	-311L	-324L	-347L
2.500				-263L	-281L	-297L	-312L	-325L	-348L
2.750				-264L	-282L	-298L	-313L	-326L	-349L
3.000				-265L	-283L	-299L	-314L	-327L	-350L

1/ Screws 2.00 inches long or shorter are threaded to a maximum of two threads from the head. Longer screws have a minimum thread length of 1.50 inches.

2/ Screws above heavy line have undercut heads.

TABLE IV. MS35191 part numbers

Thread designation (UNF-2A) ...	.060-80	.086-64	.112-48	.138-40	.164-36	.190-32	.250-28	.3125-24	.375-24	.500-20
L 1/	MS35191 + dash number									
.125 2/	-201L	-213L	-222L	-233L	-248L	--	--			
.188	-202L	-214L	-223L	-234L	-249L	-267L	--			
.250	-203L	-215L	-224L	-235L	-250L	-268L	-285L			
.312	-204L	-216L	-225L	-236L	-251L	-269L	-286L			
.375	-205L	-217L	-226L	-237L	-252L	-270L	-287L	-307L		
.438	--	-218L	-227L	-238L	-253L	-271L	-288L	-308L		
.500		-219L	-228L	-239L	-254L	-272L	-289L	-309L	-317L	--
.625		-220L	-229L	-240L	-255L	-273L	-290L	-310L	-318L	--
.750		-221L	-230L	-241L	-256L	-274L	-291L	-311L	-319L	-342L
.875			-231L	-242L	-257L	-275L	-292L	-312L	-320L	-343L
1.000			-232L	-243L	-258L	-276L	-293L	-313L	-321L	-344L
1.250			--	-244L	-259L	-277L	-294L	-314L	-322L	-345L
1.500				-245L	-260L	-278L	-295L	-315L	-323L	-346L
1.750				-246L	-261L	-279L	-296L	-316L	-324L	-347L
2.000				-247L	-262L	-280L	-297L	-317L	-325L	-348L
2.250					-263L	-281L	-298L	-318L	-326L	-349L
2.500					-264L	-282L	-299L	-319L	-327L	-350L
2.750					-265L	-283L	-300L	-320L	-328L	-351L
3.000					-266L	-284L	-301L	-321L	-329L	-352L

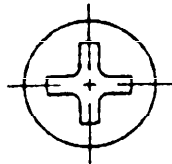
1/ Screws 2.00 inches long or shorter are threaded to a maximum of two threads from the head. Longer screws have a minimum thread length of 1.50 inches.

2/ Screws above heavy line have undercut heads.

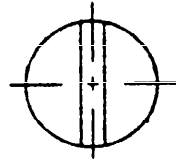


SECTION 2104

SCREWS, SELF-LOCKING, FLAT HEAD, 100°, FULL THREAD  
 APPLICABLE DOCUMENT: NAS662



CROSS RECESS  
 OPTIONAL FOR THREAD  
 SIZE .086 ONLY  
 CODE "R"



SLOT RECESS

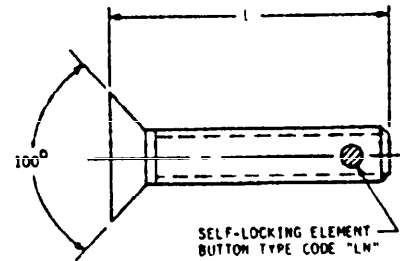


TABLE I. Materials.

Material	Code	Protective finish
	Carbon steel	
CRES	C	Passivate
Brass	B	Cadmium plate

TABLE II. NAS662 dash numbers.

Thread designation (-2A) .....	.080-80 UNF	.086-96 UNC
First dash no. ...	-0	-2
L	Second dash number	
.125	-2	-2
.188	-3	-3
.250	-4	-4
.312	-5	-5
.375	-6	-6
.438	-7	-7
.500	-8	-8
.625	--	-10
.750	--	-12
.875		-14
1.000		-16
1.250		-20

1/ For non-locking screws on NAS662 see section 2004.



SECTION 2104

SCREWS, SELF-LOCKING, FLAT HEAD, 100°, LONG THREAD  
 APPLICABLE DOCUMENTS: MS21093, NAS1189

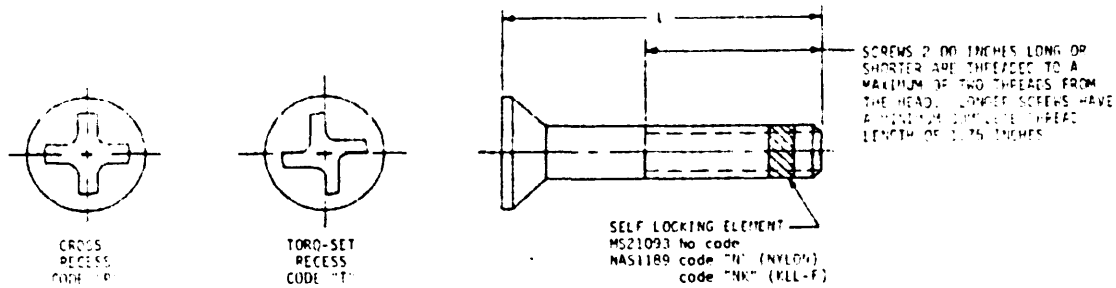


TABLE I. Materials.

Material	Code	Protective Finish	Code	Tensile strength (psi) min	Applicable documents
Alloy steel	-	Cadmium plate	--	160,000	NAS1189
CPIS	E	Cadmium plate Passivate	M --		

TABLE II. MS21093 dash numbers

Thread designation	.086-56 UNC	.112-40 UNC	.130-32 UNC	.164-32 UNC	.190-32 UNF	.250-29 UNF	.3125-24 UNF	.375-24 UNF
First dash no.	-01	-04	-06	-08	-1	-4	-6	-6
L	Second dash number							
.188	-01	--	--	--	--	--	--	--
.250	-02	-09	-18	--	--	--	--	--
.312	-03	-10	-19	-31	--	--	--	--
.375	-04	-11	-20	-32	-43	--	--	--
.438	-05	-12	-21	-33	-44	--	--	--
.500	-06	-13	-22	-34	-45	-56	--	--
.625	-07	-14	-23	-35	-46	-57	-67	-77
.750	-08	-15	-24	-36	-47	-58	-68	-78
.875	--	-16	-25	-37	-48	-59	-69	-79
1.000	--	-17	-26	-38	-49	-60	-70	-80
1.250	--	--	-27	-39	-50	-61	-71	-81
1.500	--	--	-28	-40	-51	-62	-72	-82
1.750	--	--	-29	-41	-52	-63	-73	-83
2.000	--	--	-30	-42	-53	-64	-74	-84
2.250	--	--	--	--	-54	-65	-75	-85
2.500	--	--	--	--	-55	-66	-76	-86
2.750	--	--	--	--	--	--	--	-87
3.000	--	--	--	--	--	--	--	-88

## MIL-STD-1251A

TABLE III. NAS1189 dash numbers.

Thread designation (-3A)	first dash no.	second dash number 1/	
		Range	Increments
.086-56 UNJC	-02	-3 thru -24	One (-3 thru -8)
.112-40 UNJC	-04	-3 thru -24	
.133-32 UNJC	-06	-4 thru -36	
.164-32 UNJC	-08	-5 thru -56	Two (-10 thru -32)
.190-32 UNJF	-3	-5 thru -56	
.250-28 UNJF	-4	-3 thru -96	
.3125-24 UNJF	-5	-8 thru -96	Four (-34 thru -96)
.375-24 UNJF	-6	-8 thru -96	

1/ Second dash number equals "L" dimension times 16

SECTION 2106  
 SCREWS, SELF-LOCKING, FLAT HEAD,  
 10° CONE, SHORT THREAD  
 APPLICABLE DOCUMENTS: MS21091, 21092, NAS1221

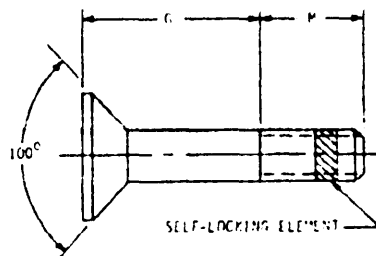
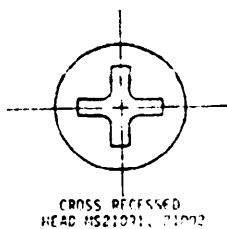
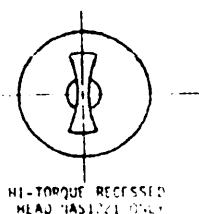


TABLE I. Materials.

Material	Code	Protective finish	Code	Tensile strength (psi) min	Applicable documents
Alloy steel		Cadmium plate	--	125,000 160,000	MS21091 NAS1221
			--		
CRES		Passivate	--	90,000	MS21092
	E		P		
Titanium	V	None	--	160,000	NAS1221

TABLE II. Dash numbers.

Thread size	112-40	138-32	164-32	190-32	250-28	3125-24	375-24	4375-20	500-20
Thread designation (-3A) ...	UNC	UNC	UNC	UNF	UNF	UNF	UNF	UNF	UNF
MS21091, 21092 first dash no. ...	-04	-06	-08	-3	-4	-5	-6	-7	-8
M ref ...	.250	.312	.437	.469	.506	.531	.641	.656	.781
Second dash no. range 1/ ...	002 thru 029	002 thru 040	002 thru 040	002 thru 048	004 thru 049	006 thru 049	006 thru 048	008 thru 049	008 thru 064
Thread designation (-3A) ...	UNJC	UNJC	UNJC	UNJF	UNJF	UNJF	UNJF		
NAS 1221 3/ first dash no. ...	-04	-06	-08	-3	-4	-5	-6		
M ref ...	.232	.276	.338	.338	.425	.469	.578		
Second dash no. range 2/ ...	-1L thru -96L	-2L thru -96L	-2L thru -96L	-2L thru -96L	-3L thru -96L	-3L thru -96L	-4L thru -96L		

- 1/ Second dash number equals grip dimension times 16 (020 thru 064). Increments of one (002 thru 004), two (006 thru 016) and four (020 thru 064).
- 2/ Second dash number equals grip dimension times 16 (20L thru 96L). Increments of one (-1L thru -8L), two (-10L thru -16L) and four (-20L thru -96L).
- 3/ For non-locking screws on NAS 1221 see section 2006.

MIL-STD-1251A

SECTION 2107

SCREW, SELF-LOCKING, HEXAGON HEAD  
 APPLICABLE DOCUMENT: MS21095

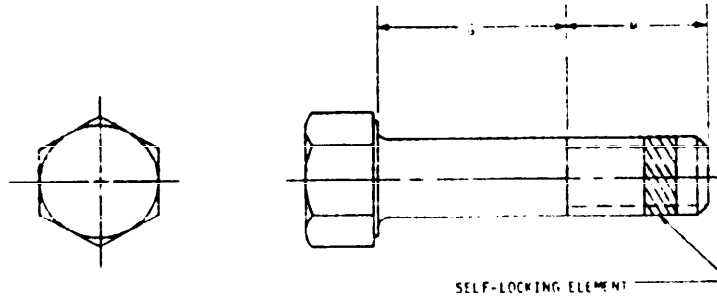


TABLE I. Material and dash numbers.

Material .....	CRES	
Protective finish ..	Passivate	
Tensile strength (psi) min .....	80,000	
Thread designation (UNF-3A) .....	.138-32	.164-32
Min. ref. ....	.312	.437
MS21095 1/ First dash no. ....	-1	-2
	Second dash no.	
.062	-001	
.125	-002	
.187	-003	
.250	-004	
.375	-006	
.500	-008	
.625	-010	
.750	-012	
.875	-014	
1.000	-016	
1.250	-020	
1.500	-024	
1.750	-028	
2.000	-032	
2.250	-036	
2.500	-040	

1/ For screw sizes above .164 on MS21095 see section 804.

SECTION 2108

SCREWS, SELF-LOCKING, PAN HEAD, FULL THREAD  
 APPLICABLE DOCUMENTS: MS3212, 3213

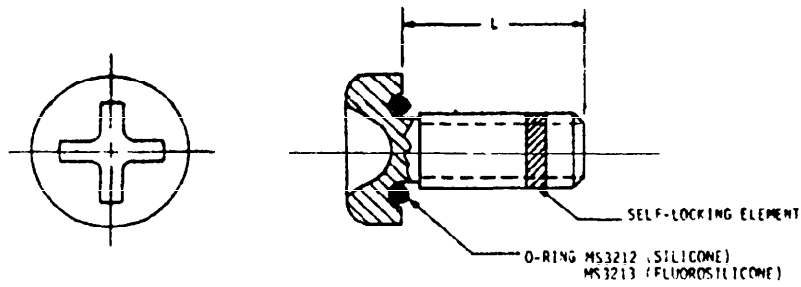


TABLE I. Material.

Material	Protective finish	Tensile strength (PSI) min
CRES	Passivate	75,000

TABLE II. Part numbers.

Thread designation (-2A) .....	.112-40 UNC	.138-32 UNC	.164-32 UNC	.190-32 UNF	.190-24 UNC	.250-20 UNC
L	MS3212, 3213 + dash number					
.250	-1L	-11L	-21L	--	--	--
.312	-2L	-12L	-22L	--	--	--
.375	-3L	-13L	-23L	-31L	-39L	-47L
.438	-4L	-14L	-24L	-32L	-40L	-48L
.500	-5L	-15L	-25L	-33L	-41L	-49L
.625	-7L	-17L	-27L	-35L	-43L	-51L
.750	-8L	-18L	-28L	-36L	-44L	-52L
.875	-9L	-19L	-29L	-37L	-45L	-53L
1.000	-10L	-20L	-30L	-38L	-46L	-54L
1.250	--	--	--	--	--	-56L

1/ For non-locking screws on MS3212, 3213 see section 2012.





MIL-STD-1251A

SECTION 2101  
SCREWS, SELF-LOCKING, PAN HEAD, UNF THREAD  
APPLICABLE DOCUMENTS: MS21090, NAS1190, 1635

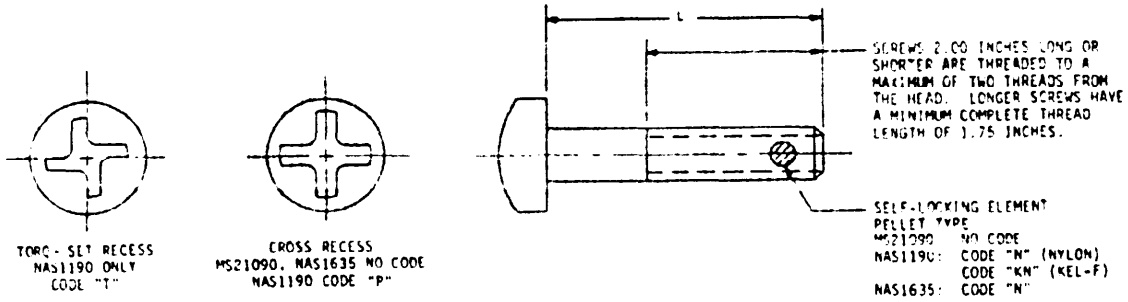


TABLE I. Materials.

Material	Code	Protective finish	Code	Tensile strength (psi) min	Applicable documents
Alloy steel	-	Cadmium plate	--	160,000	NAS1190
Carbon steel	-	Cadmium plate	--	55,000	MS21090
CRS	E	Passivate Cadmium plate	-- H	160,000	NAS1190
	-	Passivate Black oxide	-- P		NAS1635 1/

1/ For non-locking screws on NAS1635 see section 2013.

TABLE II MS21090 dash numbers.

Thread designation..	.086-56 UNC	.112-40 UNC	.138-32 UNC	.164-32 UNF	.190-32 UNF	.250-28 UNF	.3125-24 UNF	.375-24 UNF
First dash no. ....	-02	-04	-06	-08	-3	-4	-5	-6
L	Second dash number							
.188	-01	-09	-19	-33	--	--	--	--
.250	-02	-10	-20	-34	-47	--	--	--
.312	-03	-11	-21	-35	-48	-62	--	--
.375	-04	-12	-22	-36	-49	-63	-76	--
.438	-05	-13	-23	-37	-50	-64	-77	--
.500	-06	-14	-24	-38	-51	-65	-78	-89
.625	-07	-15	-25	-39	-52	-66	-79	-90
.750	-08	-16	-26	-40	-53	-67	-80	-91
.875	--	-17	-27	-41	-54	-68	-81	-92
1.000		-18	-28	-42	-55	-69	-82	-93
1.250		--	-29	-43	-56	-70	-83	-94
1.500		--	-30	-44	-57	-71	-84	-95
1.750			-31	-45	-58	-72	-85	-96
2.000			-32	-46	-59	-73	-86	-97
2.250			--	--	-60	-74	-87	-98
2.500					-61	-75	-88	-99
2.750					--	--	--	-100
3.000					--	--	--	-101

## MIL-STD-1251A

TABLE III. NAS1190 dash numbers.

Thread designation (-3A)	First dash no.	Second dash number 1/	
		Range	Increments
.036-56 UNJC	-02	-3 thru -12	One (-3 thru -12)
.112-40 UNJC	-04	-3 thru -24	
.138-32 UNJC	-06	-3 thru -36	
.164-32 UNJC	-08	-4 thru -48	Two (-10 thru -16)
.190-32 UNJF	-3	-5 thru -56	
.250-24 UNJF	-4	-5 thru -64	Four (-20 thru -64)
.3125-24 UNJF	-5	-8 thru -64	
.375-24 UNJF	-6	-8 thru -64	

1/ Second dash number equals "L" dimension times 16

TABLE IV. NAS1635 dash numbers.

Thread designation (-2A)	First dash no.	Second dash number 1/	
		Range	Increments
.060-80 UNF	-00	-2 thru -6	One (-2 thru -6)
.086-56 UNC	-02	-2 thru -12	
.112-40 UNC	-04	-3 thru -24	
.138-32 UNC	-06	-3 thru -36	Two (-10 thru -16)
.164-32 UNC	-03	-4 thru -48	
.190-32 UNF	-3	-5 thru -56	Four (-20 thru -64)
.250-28 UNF	-4	-5 thru -64	
.3125-24 UNF	-5	-8 thru -64	
.375-24 UNF	-6	-8 thru -64	

1/ Second dash number equals "L" dimension times 16

SECTION 2110

SCREWS, SELF-LOCKING, PAN HEAD, SHORT THREAD  
 APPLICABLE DOCUMENTS: MS21096, MS21097

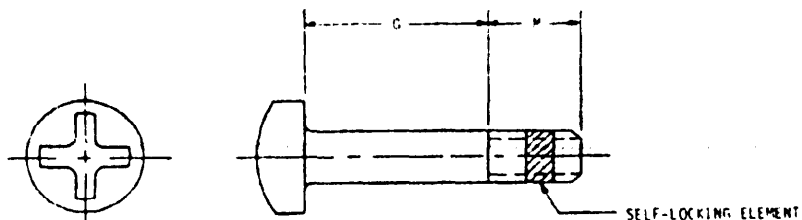


TABLE I. Materials.

Material	Protective finish	Tensile strength (psi) min	Applicable documents
Alloy steel	Cadmium plate	125,000	MS21096
CRS	Passivate	80,000	MS21097

TABLE II. MS21096, 21097 dash numbers.

Thread designation (-3A)	M min	First dash no.	Second dash number 1/	
			Range	Increments
.112-40UNC	.250	-04	001 thru 028	One (001 thru 004) Two (006 thru 016) Four (020 thru 064)
.138-32UNC	.312	-06	001 thru 040	
.164-32UNC	.437	-08	001 thru 040	
.190-32UNF	.469	-3	003 thru 048	
.250-28UNF	.506	-4	004 thru 048	
.3125-24UNF	.531	-5	006 thru 048	
.375-24UNF	.641	-6	006 thru 048	
.4375-20UNF	.656	-7	008 thru 048	
.500-20UNF	.781	-8	008 thru 064	

1/ Grip dash number equals "G" dimension times 16

MIL-STD-1251A

SECTION 1251

SCREWS, SHOULDER, BRAZIER HEAD  
 APPLICABLE DOCUMENT: NAS1298

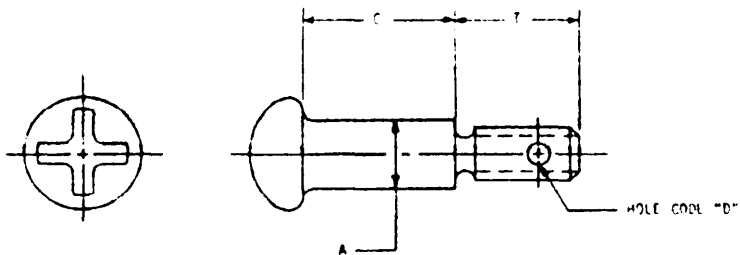


TABLE I. Material

Material	Protective finish	Tensile strength (psi) min
Alloy steel	Cadmium plate	125,000

TABLE II. NAS1298 dash numbers.

Thread designation (-3A)	.138-32 UNJC	.190-32 UNJF	.250-28 UNJF	.3125-24 UNJF	.375-24 UNJF	.4375-20 UNJF
A max	.189	.249	.312	.374	.437	.499
T ref	.362	.362	.453	.498	.607	.629
First dash no.	-06	-3	-4	-5	-6	-7
Grip	Second dash number					
.072	-1	-1	--	--	--	--
.135	-2	-2	-2	-2	--	--
.196	-3	-3	-3	-3	-3	-3
.260	-4	-4	-4	-4	-4	-4
.322	-5	-5	-5	-5	-5	-5
.385	-6	-6	-6	-6	-6	-6
.448	-7	-7	-7	-7	-7	-7
.572	--	-9	-9	-9	-9	-9
.698	--	-11	-11	-11	-11	-11
.822	--	--	-13	-13	-13	-13
.948	--	--	--	-15	-15	-15
1.260	--	--	--	--	--	-20

SECTION 2262

SCREWS, SHOULDER, FLAT HEAD  
 APPLICABLE DOCUMENT: NAS1299

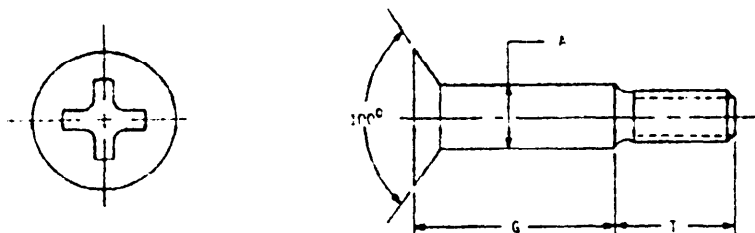


TABLE I. Material.

Material	Protective finish	Tensile strength (psi) min
Alloy steel	Cadmium plate	125,000

TABLE II. NAS1299 dash numbers.

Thread designation...	.138-32 UNJC-3A	.190-32 UNJF-3A	.250-28 UNJF-3A	.3125-28 UNJF-3A	.375-24 UNJF-3A	.4375-20 UNJF-3A
A max.....	.189	.249	.312	.374	.437	.499
T ref.....	.362	.362	.453	.498	.607	.629
First dash no. ....	-06	-3	-4	-5	-6	-7
G	Second dash number					
.070	-1					
.135	-2					
.198	-3					
.260	-4					
.322	-5					
.385	-6					
.448	-7					
.572	-9					
.698	-11					
.822	-13					
.948	-15					
1.260	-20					

MIL-STD-1251A

SECTION 2203  
 SCREWS - SLIP-ON HEAD  
 APPLICABLE DOCUMENTS - NAS1297

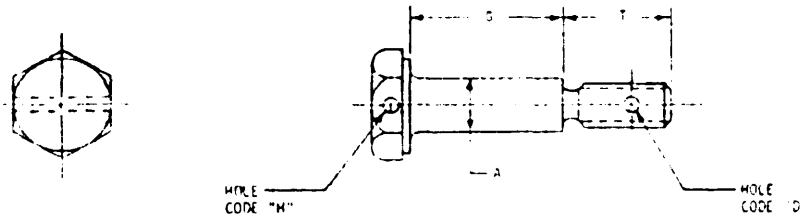


TABLE T. Material.

Material	Protective finish	Tensile strength (psi) min
A166 steel	Cadmium plate	170,000

TABLE 11. NAS1297 dash numbers.

Thread designation (UNJC-3A) .....	.138-32
A nom. ....	.189
T ref. ....	.362
First dash no. ....	-06
G	Second dash number
.072	-1
.135	-2
.199	-3
.260	-4
.322	-5
.385	-6
.447	-7

1/ For sizes above .138-32, see section 1001.

SECTION 2301

SCREWS, TAPPING, THREAD CUTTING, FLAT HEAD  
 APPLICABLE DOCUMENTS MS24627, 24628, 51870

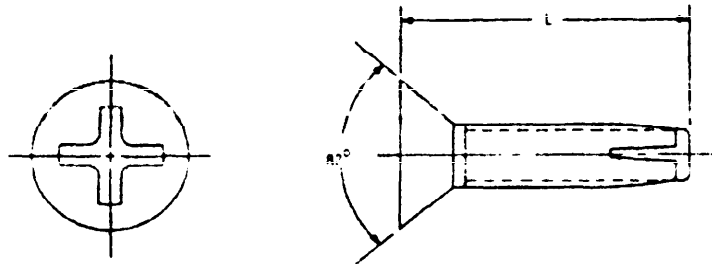


TABLE I. Materials.

Material	Code	Protective finish	Applicable documents
	Carbon steel		
CRES	C	Passivate	MS51870

TABLE II. MS24627, 24628, 51870 part numbers.

Thread size	.086	.112	.138	.164	.190	.250	.138	.190	.250		
Threads per inch	56	40	32	32	24	20	32	24	20		
L	MS24627, 24628 + dash number						MS51870 + dash number				
.250	-1	-10	-20	-30	--	--	-1	-C1	--	--	--
.312	-2	-11	-21	-31	-45	--	--	--	--	--	--
.375	-3	-12	-22	-32	-46	--	-2	-C2	-12	-C12	--
.438	--	-13	-23	--	--	--	--	--	--	--	--
.500	-5	-14	-24	-34	-48	-62	-3	-C3	-13	-C13	-23
.625	--	-15	-25	-35	-49	-63	-4	-C4	-14	-C14	-24
.750	--	-16	-26	-36	-50	-64	-5	-C5	-15	-C15	-25
.875	--	--	-27	-37	-51	-65	--	--	-16	-C16	-26
1.000	--	--	-28	-38	-52	-66	--	--	-17	-C17	-27
1.250	--	--	--	-39	-53	-67	--	--	--	--	-28
1.500	--	--	--	-40	-54	-68	--	--	--	--	-29
1.750	--	--	--	-41	-55	-69	--	--	--	--	-30
2.000	--	--	--	--	-56	-70	--	--	--	--	-31

# MIL-STD-1251A

## SECTION 2302

SCREWS, TAPPING, THREAD CUTTING, HEXAGON HEAD  
 APPLICABLE DOCUMENT: MSS1869

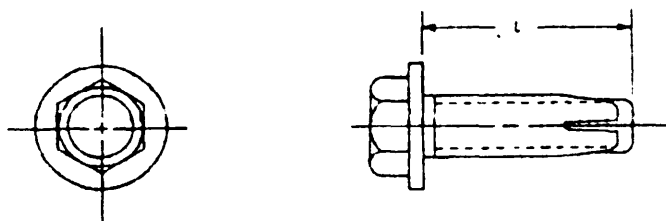


TABLE I. Materials.

Material	Code	Protective finish
	Carbon steel	
CRES	C	Passivate

TABLE II. Part numbers.

Thread size .....	.138		.190		.250	
Threads per inch..	32		24		20	
L	MSS1869 + dash number					
.250	-1	-C1	--	--	--	--
.375	-2	-C2	-12	-C12	--	--
.500	-3	-C3	-13	-C13	-23	-C23
.625	-4	-C4	-14	-C14	-24	-C24
.750	-5	-C5	-15	-C15	-25	-C25
.875	--	--	-16	-C16	-26	-C26
1.000			-17	-C17	-27	-C27
1.250			--	--	-28	-C28
1.500			--	--	-29	-C29
1.750					-30	-C30
2.000					-31	-C31



SECTION 2303

SCREWS, TAPPING, THREAD CUTTING, PAN HEAD  
 APPLICABLE DOCUMENTS: MS24625, 24629, 24630, 51863

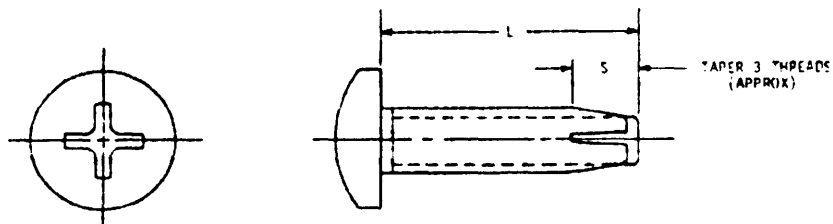


TABLE I. Materials.

Material	Protective finish	Applicable documents	
		Code	
Carbon steel	Cadmium plate	--	MS24625, 24629, 51863
CRS	Passivate	--	MS24630
		r	MS51863

TABLE II. MS24626 part numbers.

Thread size .....	.086	.112	.138	.164	.190	.250
Threads per inch .....	32	24	20	18	16	14
L	Dash number					
.188	-1	--	--	--		
.250	-2	-9	-17	--		
.312	-3	-10	-18	-28		
.375	-4	-11	-19	-29	-42	-55
.500	-5	-12	-20	-30	-43	-56
.625	-6	-13	-21	-31	-44	-57
.750		-14	-22	-32	-45	-58
.875		--	-23	-33	-46	-59
1.000		--	-24	-34	-47	-60
1.250			-25	-35	-48	-61
1.500			-26	-36	-49	-62
1.750			--	-37	-50	-63
2.000				-38	-51	-64
2.250				-39	-52	-65
2.500				-40	-53	-66

## MIL-STD-1251A

TABLE III. MS24629, 24630 dash numbers.

Thread size .....	.086	.112	.138	.164	.190	.250		
Threads per inch ..	56	40	32	32	24	32	20	28
L	Dash number							
.125	-1	--	--	--				
.188	-2	-9	-20	--				
.250	-3	-10	-21	-33				
.312	-4	-11	-22	-34	-44	-64	--	--
.325	-5	-12	-23	-35	-45	-65	-56	--
.500	-6	-13	-24	-36	-46	-66	-57	-73
.625	-7	-14	-25	-37	-47	-67	-58	-74
.750	--	-15	-26	-38	-48	-68	-59	-75
.875	--	-16	-27	-39	-49	-69	-60	-76
1.000		-17	-28	-40	-50	-70	-61	-77
1.250		--	--	-41	-51	-71	-62	-78
1.500		--	-30	--	-52	-72	-63	-79

TABLE IV. MS51863 dash numbers.

Thread size .....	.086	.112	.138	.164	.190	.250	
Threads per inch ..	56	40	32	32	24	20	
L	Dash number						
.250	-1	-11	-21	--	--	--	
.375	-2	-12	-22	-32	-42	--	
.500	-3	-13	-23	-33	-43	-53	
.625	-4	-14	-24	-34	-44	-54	
.750		-15	-25	-35	-45	-55	
.875		-16	-26	-36	-46	-56	
1.000			-27	-37	-47	-57	
1.250			--	-38	-48	-58	
1.500			--	-39	-49	-59	
1.750					-50	-60	
2.000					--	-61	
2.250					--	-62	

SECTION 24.1  
SCREWS, TAPPING, THREAD FORMING, FLAT HEAD  
APPLICABLE DOCUMENTS: MIL-STD-1251A

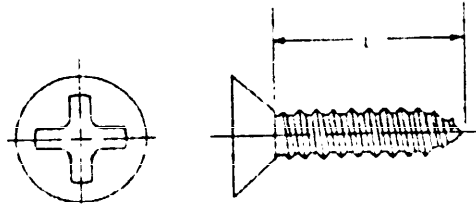


TABLE I. Material and part numbers.

Nominal size	Carbon steel					CRS				
	Cadmium plate					Passivate				
Thread size	112	13F	164	190	240	112	13R	164	190	240
Threads per inch	24	20	18	16	14	24	20	18	16	14
MS1942+ dash number										
.250	-1	--	--	--	--	-11	--	--	--	--
.312	--	12	--	--	--	--	-12C	--	--	--
.375	-3	-13	-23	-33	--	-3C	-13C	-23C	-33C	--
.500	-4	-14	-24	-34	-54	-4C	-14C	-24C	-34C	-54C
.625	-5	-15	-25	-35	-55	-5C	-15C	-25C	-35C	-55C
.750	-6	-16	-26	-36	-56	-6C	-16C	-26C	-36C	-56C
.875		-17	-27	-37	-57		-17C	-27C	-37C	-57C
1.000		-18	-28	-38	-58		-18C	-28C	-38C	-58C
1.250		--	-29	-39	-59		--	-29C	-39C	-59C
1.500			-30	-40	-60			-30C	-40C	-60C
1.750			--	-41	-61			--	-41C	-61C
2.000			--	-42	-62			--	-42C	-62C
2.250					-63					-63C
2.500					-64					-64C

MIL-STD-1251A

SECTION 2402

SCREWS, TAPPING, THREAD FORMING, HEXAGON HEAD  
 APPLICABLE DOCUMENTS: MSS1850, S1871




TABLE I. Materials.

Materials	Protective finish	Tensile strength (psi) min	Applicable documents
Carbon steel	Cadmium plate	--	MSS1850
CRFS	Passivate	--	
Alloy steel	Cadmium plate	150,000	MSS1871

TABLE II. MSS1850 dash numbers.

Material	Carbon steel						CRFS					
	.112	.138	.164	.190	.250	.312	.112	.138	.164	.190	.250	.312
Thread size	.112	.138	.164	.190	.250	.312	.112	.138	.164	.190	.250	.312
Threads per inch	24	20	18	16	14	12	24	20	18	16	14	12
L	dash number											
.250	-1	--	--				-11	--	--			
.312	-2	-22	--				-12	-32	--			
.375	-3	-23	-43				-13	-33	-53			
.500	-4	-24	-44	-64	--	--	-14	-34	-54	-74	--	--
.625	-5	-25	-45	-65	-85	--	-15	-35	-55	-75	-95	--
.750	-6	-26	-46	-66	-86	-106	-16	-36	-56	-76	-96	-116
.875		-27	-47	-67	-87	-107		-37	-57	-77	-97	-117
1.000			-49	-69	-89	-109			-59	-79	-99	-119
1.250				-69	-89	-109				-79	-99	-119
1.500				-70	-90	-110				-80	-100	-120
1.750					-91	-111					-101	-121
2.000					-92	-112					-102	-122

TABLE III. MSS1871 dash numbers.

Material	Alloy steel		
	.250	.375	.500
Thread size	.250	.375	.500
Threads per inch	20	16	13
L	Dash number		
.500	-1	--	--
.675	-2	-12	--
.750	-3	-13	-23
.875	-4	-14	-24
1.000	-5	-15	-25
1.250	-6	-16	-26
1.500	-7	-17	-27
1.750	--	--	-28
2.000	--	--	-29
2.250	--	--	-30

SECTION 2403

SCREWS, TAPPING, THREAD FORMING, PAN HEAD  
 APPLICABLE DOCUMENTS: MSS1861

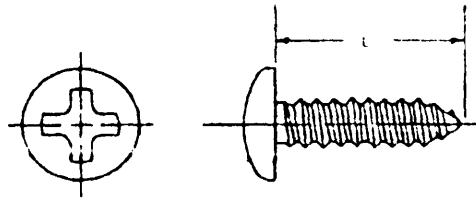


TABLE 1. Materials and part numbers.

Material .....	Carbon steel						CRES					
Protective finish ..	Zinc plating						Passivate					
Thread size .....	.086	.112	.138	.164	.190	.250	.086	.112	.138	.164	.190	.250
Threads per inch ...	32	24	20	18	16	14	32	24	20	18	16	14
L	MSS1861 dash number											
.188	-1	--	--				-1C	--	--	--		
.250	-2	-12	-22				-2C	-12C	-22C	--		
.312	-3	--	--				-3C	-13C	-23C	-33C		
.375	-4	-14	-24	-34	-44	--	-4C	-14C	-24C	-34C	-44C	--
.500	--	-15	-25	-35	-45	-65	--	-15C	-25C	-35C	-45C	-65C
.625	--	-16	-26	-36	-46	-66	--	-16C	-26C	-36C	-46C	-66C
.750		-17	-27	-37	-47	-67		-17C	-27C	-37C	-47C	-67C
.875		--	-28	-38	-48	-68		--	-28C	-38C	-48C	-68C
1.000		--	-29	-39	-49	-69		--	-29C	-39C	-49C	-69C
1.250				-40	-50	-70				-40C	-50C	-70C
1.500				-41	-51	-71				-41C	-51C	-71C
1.750				--	-52	-72				--	-52C	-72C
2.000					-53	-73					-53C	-73C
2.250					--	-74					--	-74C
2.500					--	-75					--	-75C

MIL-STD-1251A

TABLE I. Materials and part numbers.



MS35492



MS35494

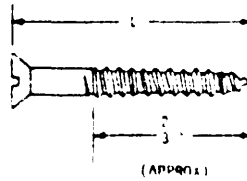


TABLE I. Materials and part numbers.

Material		Carbon steel		Brass	
Protective finish		Cadmium plate or zinc coat		Plain	
Thread size	L	MS35494 + dash no.	MS35492 + dash no.	MS35494 + dash no.	MS35492 + dash no.
.09E-26	.15	-1	-901	-201	-202
	.33	-2	-902	-202	-203
	.50	-3	-903	-203	-204
	.62	-4	-904	-204	-205
	.75	-5	-905	-205	-206
.11Z-22	.25	-8	-9	-208	-209
	.38	-9	-10	-210	-211
	.50	-10	-11	-211	-212
	.62	-11	-12	-212	-213
	.75	-12	-13	-213	-214
	.88	-13	-14	-214	-215
	1.00	-14	-15	-215	-216
	1.25	-15	-16	-216	-217
.13H-18	.38	-31	-27	-230	-227
	.50	-32	-28	-231	-228
	.62	-33	-29	-232	-229
	.75	-34	-30	-233	-230
	.88	-35	-31	-234	-231
	1.00	-36	-32	-235	-232
	1.25	-37	-33	-236	-233
	1.50	-38	-34	-237	-234
	1.75	-39	-35	-238	-235
	2.00	-40	-36	-239	-236
.164-15	.38	-56	-49	-253	-250
	.50	-57	-50	-254	-251
	.62	-58	-51	-255	-252
	.75	-59	-52	-256	-253
	.88	-60	-53	-257	-254
	1.00	-61	-54	-258	-255
	1.25	-62	-55	-259	-256
	1.50	-63	-56	-260	-257
	1.75	-64	-57	-261	-258
	2.00	-65	-58	-262	-259
.190-13	.50	-83	-74	-275	-272
	.62	-84	-75	-276	-273
	.75	-85	-76	-277	-274
	.88	-86	-77	-278	-275
	1.00	-87	-78	-279	-276
	1.25	-88	-79	-280	-277
	1.50	-89	-80	-281	-278
	1.75	-90	-81	-282	-279
	2.00	-91	-82	-283	-280
	2.25	-92	-83	-284	-281

SECTION 2601

SETSCREWS, CONE POINT  
 APPLICABLE DOCUMENTS: MS51038, 51973, 51974

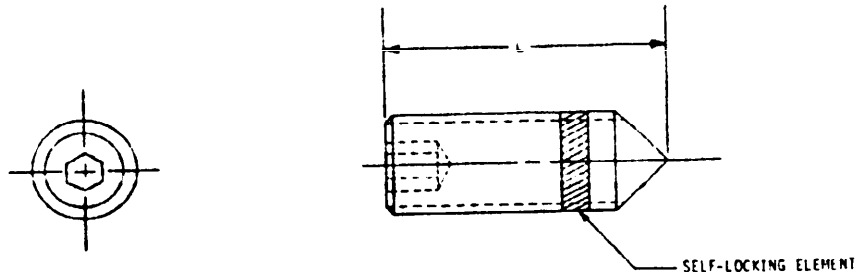


TABLE I. MS51973, 51974 part numbers.

Material	Alloy steel																		
	Cadmium plate																		
Protective finish																			
Thread size	.086		.112		.138		.164		.190		.250		.3125		.375		.500		
Threads per inch (-3A)	56 UNC		40 UNC		32 UNC		32 UNC		24 UNF	32 UNF	20 UNC	28 UNF	18 UNC	24 UNF	16 UNC	24 UNF	13 UNC	20 UNF	
L	1/	2/	1/	2/	1/	2/	1/	2/	1/	3/	1/	3/	1/	3/	1/	3/	1/	3/	
.125	-1	-8	-101	-17	-111	--	--	--	--	--	--	--	--	--	--	--	--	--	--
.188	-2	-9	-102	-18	-112	-28	-137	--	-102	--	--	--	--	--	--	--	--	--	--
.250	--	-10	-103	-19	-113	-29	-133	-39	-103	-50	-113	--	--	--	--	--	--	--	--
.312	--	-11	-104	-20	-114	-30	-134	-40	-104	-51	-114	-62	-126	--	--	--	--	--	--
.375	--	--	-105	-21	-115	-31	-135	-41	-105	-52	-115	-63	-127	-73	-137	--	--	--	--
.500	--	--	-107	-22	-117	-32	-137	-42	-107	-53	-117	-64	-128	-74	-138	-83	-148	--	--
.625	--	--	-109	--	-119	-33	-139	-43	-109	-54	-119	-65	-129	-75	-139	-84	-149	--	--
.750	--	--	--	--	-120	--	-140	-44	-110	-55	-120	-66	-130	-76	-140	-85	-150	--	--
.875	--	--	--	--	-121	--	-141	--	--	--	--	-131	--	-141	--	-151	--	--	--
1.000	--	--	--	--	--	--	-142	--	-111	-56	-122	-67	-132	-77	-142	-86	-152	--	--
1.250	--	--	--	--	--	--	--	--	--	--	-123	--	-133	--	-143	--	-153	--	--
1.500	--	--	--	--	--	--	--	--	--	--	-124	--	-134	--	-144	--	-154	--	--
1.750	--	--	--	--	--	--	--	--	--	--	--	-135	--	-145	--	-155	--	--	--
2.000	--	--	--	--	--	--	--	--	--	--	--	-136	--	-146	--	-156	--	--	--
2.500	--	--	--	--	--	--	--	--	--	--	--	--	--	--	--	-157	--	--	--
3.000	--	--	--	--	--	--	--	--	--	--	--	--	--	--	--	-158	--	--	--

- 1/ MS51973 + dash number, non-locking screws.
- 2/ MS51973 + dash number, self-locking screws.
- 3/ MS51974 + dash number, self-locking screws.

TABLE II. MS51038 dash numbers, self-locking.

Material	CRES							
	Passivate							
Thread size	.112	.138	.164	.190	.250	.3125	.375	.500
Threads per inch (-3A)	40 UNC	32 UNC	32 UNF	32 UNF	28 UNF	24 UNF	24 UNF	20 UNF
L	Dash number							
.125	-101	-110	--	--	--	--	--	--
.188	-102	-111	-122	-134	-144	--	--	--
.250	-103	-112	-123	-135	-145	-157	--	--
.312	-104	-113	-124	-136	-146	-158	--	--
.375	-105	-114	-125	-137	-147	-159	-179	--
.500	-107	-116	-127	-139	-149	-160	-170	-180
.625	-109	-118	-129	-141	-151	-161	-171	-181
.750	--	-119	-130	-142	-152	-162	-172	-182
.875	--	-120	-131	--	-153	-163	-173	-183
1.000	--	--	-132	-143	-154	-164	-174	-184
1.250	--	--	--	--	-155	-165	-175	-185
1.500	--	--	--	--	-156	-166	-176	-186
1.750	--	--	--	--	--	-167	-177	-187
2.000	--	--	--	--	--	-168	-178	-188
2.500	--	--	--	--	--	--	--	-189
3.000	--	--	--	--	--	--	--	-190





SECTION 2602

SETSCREWS, CAP POINT

APPLICABLE DOCUMENTS: MSS1021, 51023, 51963, 51964

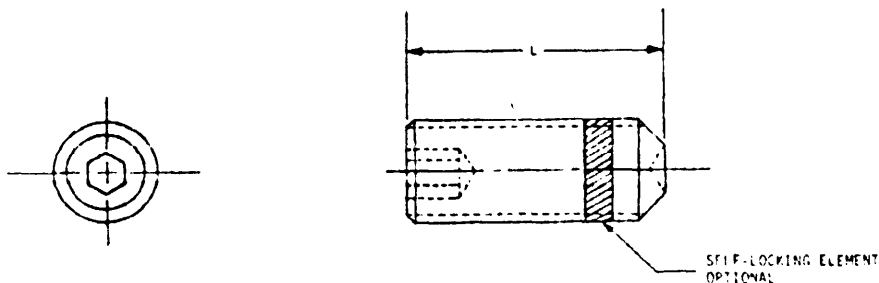


TABLE I. Materials.

Materials	Protective finish	Hardness-Rockwell	Applicable documents
CRES	Passivate	--	MSS1023, 51023
Alloy Steel	Cadmium plate	C45-53	MSS1963, 51964

TABLE II. MSS1021, 51023 part numbers.

Thread size (3-A)	.060		.086		.112		.138		.164		.190		.250			
	RD UNF	56 UNC	64 UNF	48 UNF	40 UNC	40 UNF	32 UNC	36 UNF	32 UNC	24 UNC	32 UNF	20 UNC	28 UNF			
	1/	2/	1/	1/	2/	4/	1/	2/	4/	1/	2/	1/	3/	2/	1/	3/
.125	-1	-1	-9	-18	-9	--	-27	-21	-111	--	--	-131	--	--	--	--
.100	-2	-2	-10	-19	-10	-102	-28	-22	-112	--	-117	-47	-48	-102	-55	-60
.250	-3	-3	-11	-20	-11	-103	-29	-23	-113	-38	-32	-133	-43	-49	-103	-56
.375			-12	-21	-12	-104	-30	-24	-114	-39	-33	-134	-44	-50	-104	-57
.438			--	--	-13	-105	-31	-25	-115	-40	-34	-135	-45	-51	-105	-58
.500					-14	-106	--	--	-116	--	--	-136	--	--	-106	--
.625					-15	-107	-32		-117	-41	-36	-137	-47	-52	-107	-60
.750					--	-109	--		-119	-42	--	-139	-49	-53	-109	-61
.875					--	--	--		-120	--	--	-140	-51	-54	-110	-62
1.000									-121			-141		--	--	-121
1.250									--			-142		-111	-63	-122
1.500									--			--		--	--	-123
1.750																-124
2.000																--
2.500																--
3.000																--

- 1/ MSS1023 + dash number, non-locking screws.
- 2/ MSS1021 + dash number, non-locking screws.
- 3/ MSS1023 + dash number, self-locking screws.
- 4/ MSS1021 + dash number, self-locking screws.

MIL-STD-1251A

TABLE II. MS51021, 51022 part numbers - Continued

Thread size	.125			.175			.250		
	18 UNC	24 UNF	3/4	16 UNC	24 UNF	3/4	15 UNC	20 UNF	3/4
L	2/	1/	3/	2/	1/	2/	2/	1/	3/
.125	--	--	--	--	--	--	--	--	--
.188	--	--	--	--	--	--	--	--	--
.250	-6P	--	-125	--	--	--	--	--	--
.312	-64	-73	-126	-80	--	--	--	--	--
.375	-70	-74	-127	-81	-84	-137	-91	-93	-147
.438	--	--	--	--	--	--	--	--	--
.500	-72	-75	-128	-83	-85	-138	-93	-94	-148
.625	-73	-76	-129	-84	--	-139	-94	--	-149
.750	-74	--	-130	-85	--	-140	-95	--	-150
.875	--	--	-131	--	--	-141	--	--	-151
1.000	-75	--	-132	-86	--	-142	-96	--	-152
1.250	--	--	-133	--	--	-143	--	--	-153
1.500	--	--	-134	--	--	-144	--	--	-154
1.750	--	--	-135	--	--	-145	--	--	-155
2.000	--	--	-136	--	--	-146	--	--	-156
2.500	--	--	--	--	--	--	--	--	-157
3.000	--	--	--	--	--	--	--	--	-158

- 1/ MS51023 + dash number, non-locking screws.
- 2/ MS51021 + dash number, non-locking screws.
- 3/ MS51023 + dash number, self-locking screws.
- 4/ MS51021 + dash number, self-locking screws.

TABLE III. MS51963, 51964 part numbers.

Thread size	060		086		.112			.138			.164			.190		.250	
	80 UNF	56 UNC	48 UNF	40 UNC	40 UNF	32 UNC	36 UNF	32 UNC	24 UNC	32 UNF	24 UNC	32 UNF	20 UNC	28 UNF			
L	1/	2/	1/	2/	4/	1/	2/	4/	1/	2/	4/	2/	1/	3/	2/	1/	3/
.125	-1	-1	-17	-9	-210	-27	-20	-220	-37	-35	-240	--	--	--	--	--	--
.188	-2	-2	-18	-10	-211	-28	-21	-221	-38	-34	-241	-46	-48	-121	-62	-63	-131
.250	-3	-3	-19	-11	-212	-29	-22	-222	-39	-35	-242	-47	-49	-122	-63	-64	-132
.312	--	--	-20	-12	-213	-30	-23	-223	-40	-36	-243	-48	-50	-123	-64	-65	-133
.375	--	--	-21	-13	-214	-31	-24	-224	-41	-37	-244	-49	-51	-124	-65	-66	-134
.438	--	--	--	-14	-215	--	-25	-225	--	-38	-245	-50	--	--	-66	--	--
.500	--	--	--	-15	-216	--	-26	-226	-43	-39	-246	-51	-53	-126	-67	-68	-136
.625	--	--	--	-16	-218	--	-27	-228	--	-40	-248	-52	-54	-128	-68	-69	-138
.750	--	--	--	--	--	--	-28	-229	--	-41	-249	-53	-55	-129	-69	-70	-139
.875	--	--	--	--	--	--	-29	-230	--	-42	-250	-54	--	--	-70	--	-140
1.000	--	--	--	--	--	--	-30	--	--	-43	-251	-55	-56	-130	-71	-71	-141
1.250	--	--	--	--	--	--	--	--	--	--	-56	-57	--	-72	-72	--	-142
1.500	--	--	--	--	--	--	--	--	--	--	--	--	--	--	-73	--	-143
1.750	--	--	--	--	--	--	--	--	--	--	--	--	--	--	-74	--	--
2.000	--	--	--	--	--	--	--	--	--	--	--	--	--	--	-75	--	--
2.500	--	--	--	--	--	--	--	--	--	--	--	--	--	--	--	--	--
3.000	--	--	--	--	--	--	--	--	--	--	--	--	--	--	--	--	--

- 1/ MS51964 + dash number, non-locking screws.
- 2/ MS51963 + dash number, non-locking screws.
- 3/ MS51964 + dash number, self-locking screws.
- 4/ MS51963 + dash number, self-locking screws.

MIL-STD-1251A

TABLE 1. MIL-STD-1251A PART DIMENSIONS - CONTINUED

Thread size	.3125			.375			.4375		.500		.625	.750	.875	1.000
	18 UNC	24 UNF	32	16 UNC	24 UNF	32	14 UNC	13 UNC	20 UNF	28	11 UNC	10 UNC	9 UNC	8 UNC
L	27	37	37	27	27	37	27	27	37	37	27	27	27	27
.125	--	--	--	--	--	--	--	--	--	--	--	--	--	--
.188	--	--	--	--	--	--	--	--	--	--	--	--	--	--
.250	-81	-78	-144	-99	-92	--	--	--	--	--	--	--	--	--
.312	-82	-79	-145	-100	-93	--	--	--	--	--	--	--	--	--
.375	-83	-80	-146	-101	-94	-156	-118	-135	--	-166	--	--	--	--
.438	-84	--	--	-102	--	--	-119	-136	--	--	--	--	--	--
.500	-85	-82	-147	-103	-96	-157	-120	-137	-107	-167	-153	--	--	--
.625	-86	-83	-148	-104	-97	-158	-121	-138	-108	-168	-154	-170	--	--
.750	-87	-84	-149	-105	-98	-159	-122	-139	-109	-169	-155	-170	--	--
.875	-88	--	-150	-106	--	-160	-123	-140	--	-170	-156	-171	-184	--
1.000	-89	-85	-151	-107	-99	-161	-124	-141	-110	-171	-157	-172	-185	-197
1.250	-90	-86	-152	-108	-100	-162	-125	-142	--	-172	-158	-173	-186	-198
1.500	-91	--	-153	-109	-101	-163	-126	-143	--	-173	-159	-174	-187	-199
1.750	-92	--	-154	-110	--	-164	-127	-144	--	-174	-160	-175	-188	-200
2.000	-93	--	-155	-111	--	-165	-128	-145	--	-175	-161	-176	-189	-201
2.500	--	--	--	-112	--	--	-129	-146	--	-176	-162	-177	-190	-202
3.000	--	--	--	--	--	--	-130	-147	--	-177	-163	-178	-191	-203

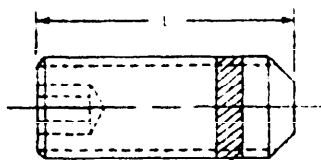
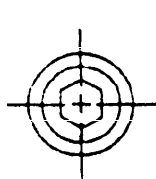
1. MIL-STD-1251A + dash number, non-locking screws.  
 2. MIL-STD-1251A + dash number, non-locking screws.  
 3. MIL-STD-1251A + dash number, self-locking screws.  
 4. MIL-STD-1251A + dash number, self-locking screws.



SECTION 2800

SCREWS, FLAT POINT

APPLICABLE DOCUMENTS: MSS1029, 51031, 51965, 51966



SELF-LOCKING ELEMENT MSS1029,  
51031, 51965, 51966  
OPTIONAL NON-LOCKING: MSS1965

TABLE I. Materials.

Material	Protective finish	Hardness-Rockwell	Applicable document
Alloy steel	Cadmium plate	C45-53	MSS1965, 51966
CRES	Passivate	--	MSS1029, 51031

TABLE II. MSS1029, 51031 part numbers (self-locking).

Thread size	.112	.138	.164	.190	.250	.3125	.375	.500
Threads per inch (-3A)	40 UNC	32 UNC	32 UNC	32 UNF	24 UNF	24 UNF	24 UNF	20 UNF
L	1/	1/	1/	2/	2/	2/	2/	2/
.125	-101	-111	--	--	--	--	--	--
.148	-102	-112	-132	-102	-112	--	--	-147
.250	-103	-113	-133	-103	-113	-125	--	--
.312	-104	-114	-134	-104	-114	-126	--	--
.375	-105	-115	-135	-105	-115	-127	-137	-147
.500	-107	-117	-137	-107	-117	-128	-138	-148
.625	-109	-119	-139	-109	-119	-129	-139	-149
.750	--	-120	-140	-110	-120	-130	-140	-150
.875	--	-121	-141	--	-121	-131	-141	-151
1.000	--	--	-142	-111	-122	-132	-142	-152
1.250	--	--	--	--	-123	-133	-143	-153
1.500	--	--	--	--	-124	-134	-144	-154
1.750	--	--	--	--	--	-135	-145	-155
2.000	--	--	--	--	--	-136	-146	-156
2.500	--	--	--	--	--	--	--	-157
3.000	--	--	--	--	--	--	--	-158

1/ MSS1029 + dash number.  
2/ MSS1031 + dash number.

TABLE III. MSS1965, 51966 part numbers.

Thread size	.086		.112			.138		.164		.190		.250		.3125		.375		.500	
Threads per inch (-3A)	56 UNC		40 UNC			32 UNC		32 UNC		24 UNC		28 UNF		18 UNC		24 UNF		13 UNC	
L	1/	2/	1/	2/	3/	1/	2/	1/	2/	1/	2/	1/	2/	1/	2/	1/	2/	1/	2/
.125	-1	-8	-101	-17	-111	-27	-131	--	--	--	--	--	--	--	--	--	--	--	--
.198	-2	-9	-102	-18	-112	-28	-132	-39	-111	-51	--	--	--	--	--	--	--	--	--
.250	--	-10	-103	-19	-113	-29	-133	-40	-112	-52	-122	-64	-134	-76	--	--	--	--	--
.312	--	-11	-104	-20	-114	-30	-134	-41	-113	-53	-123	-65	-135	-77	--	--	--	--	--
.375	--	-105	-21	-115	-31	-135	-42	-114	-54	-124	-66	-136	-78	-146	-88	-156	--	--	--
.500	--	-107	--	-117	-32	-137	-43	-116	-55	-126	-67	-137	-79	-147	-89	-157	--	--	--
.625	--	-109	--	-119	-33	-139	-44	-118	-56	-128	-68	-138	-80	-148	-90	-158	--	--	--
.750	--	--	--	-120	--	-140	-45	-119	-57	-129	-69	-139	-81	-149	-91	-159	--	--	--
.875	--	--	--	-121	--	-141	--	--	--	-130	--	-140	--	-150	--	-160	--	--	--
1.000	--	--	--	--	--	-142	--	-120	-58	-131	-70	-141	-82	-151	-92	-161	--	--	--
1.250	--	--	--	--	--	--	--	--	--	-132	--	-142	--	-152	--	-162	--	--	--
1.500	--	--	--	--	--	--	--	--	--	-133	--	-143	--	-153	--	-163	--	--	--
2.000	--	--	--	--	--	--	--	--	--	--	--	-144	--	-154	--	-164	--	--	--
2.500	--	--	--	--	--	--	--	--	--	--	--	-145	--	-155	--	-165	--	--	--
3.000	--	--	--	--	--	--	--	--	--	--	--	--	--	--	--	-166	--	--	-167

1/ MSS1965 + dash number, non-locking.  
2/ MSS1965 + dash number, self-locking.  
3/ MSS1966 + dash number, self-locking.

MIL-STD-1251A

SECTION 2604  
 SETSCREWS, HALF-DWG POINT  
 APPLICABLE DOCUMENT: MSS1977

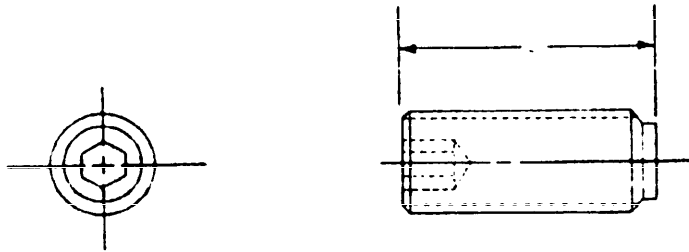


TABLE I. Material and part numbers.

Material	Alloy steel									
Protective finish	Cadmium plate									
Hardness-Rockwell	C45-53									
Thread designation (UNC-3A)	.086-56	.112-40	.138-32	.164-32	.190-24	.250-20	.3125-18	.375-16	.500-13	.625-11
L	MSS1977 - dash number									
.125	-1	-9	-18	--	--	--	--	--	--	--
.188	-2	-10	-19	-29	-39	--	--	--	--	--
.250	-3	-11	-20	-30	-40	-49	-61	--	--	--
.312		-12	-21	-31	-41	-50	-62	--	--	--
.375		--	-22	-32	-42	-51	-63	--	--	--
.500		--	-23	-33	-43	-52	-64	-74	-84	-94
.625						-53	-65	-75	-85	-95
.750						-54	-66	-76	-86	-96
1.000						-55	-67	-77	-87	-97
1.250						--	--	-78	-88	-98

SECTION 2605  
 SETSCREWS, RIVAL POINT  
 APPLICABLE DOCUMENT: MIL-STD-1251A

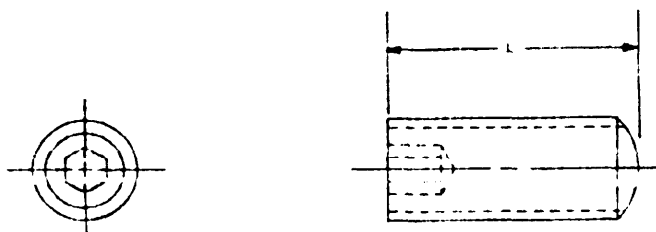


TABLE 1. Material and part numbers.

Material	Alloy steel									
Protective finish	Cadmium plate									
Hardness-Rockwell	C45-53									
Thread designation (UNF-3A)	.086-56	.112-40	.138-32	.164-32	.190-24	.250-20	.312-14	.375-16	.500-13	
L	MSE10P1 - dash number									
.125	-1	-8	-16	--	--	--	--	--	--	--
.188	-2	-9	-17	-26	-36	--	--	--	--	--
.250	--	-10	-18	-27	-37	-46	-58	--	--	--
.312	--	--	-19	-28	-38	-47	-59	--	--	--
.375	--	--	-20	-29	-39	-48	-60	-70	--	--
.500	--	--	--	-30	-40	-49	-61	-71	-90	--
.625	--	--	--	--	--	-50	-62	-72	-81	--
.750	--	--	--	--	--	-51	-63	-73	-82	--
1.000	--	--	--	--	--	-52	-64	-74	-83	--

MIL-STD-1251A

SECTION 2700  
 DIMENSIONS  
 APPLICABLE EQUIPMENT: MS21316

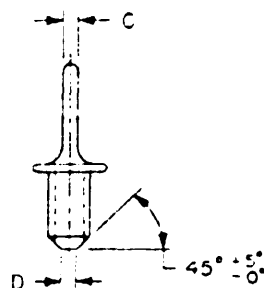
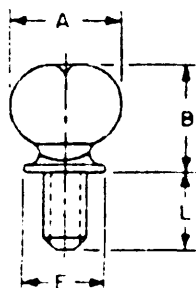


TABLE I. Materials.

Material	Protective finish	Tensile strength (psi) min
Carbon steel	Cadmium plate	48,000

TABLE II. MS21316 dash numbers.

NOMINAL SIZE		.138	.164	.190	.250	.3125	.375
THREADS PER INCH (UNC-2A)		32	32	24	20	18	16
A HEAD WIDTH	MAX MIN	.31 .29	.36 .34	.42 .40	.55 .52	.70 .67	.83 .80
B HEAD HEIGHT	MAX MIN	.33 .31	.38 .36	.48 .46	.64 .61	.78 .75	.95 .92
C HEAD THICKNESS	MAX MIN	.05 .04	.06 .05	.06 .05	.07 .05	.09 .07	.11 .09
D DIAMETER OF FLAT	MAX MIN	.07 .06	.09 .08	.10 .09	.13 .12	.17 .16	.21 .19
F SHOULDER DIAMETER	MAX MIN	.25 .23	.31 .29	.35 .32	.47 .44	.59 .56	.76 .71
L LENGTH	TOLERANCE	DASH NO.	DASH NO.	DASH NO.	DASH NO.	DASH NO.	DASH NO.
.25 .38 .50 .62 .75 1.00	±.03	1 3 5	13 15	22 23 24 25 26	33 34 35 36	43 45 46	56 57
1.50 2.00	±.06			27 28	37 38	47 48	58 59
2.50 3.00	±.09				39	49 50	60 61



STANDARDIZATION DOCUMENT IMPROVEMENT PROPOSAL	
<p><b>INSTRUCTIONS.</b> This form is provided to solicit beneficial comments which may improve this document and enhance its use. DoD contractors, government activities, manufacturers, vendors, or other prospective users of the document are invited to submit comments to the government. Fold on lines on reverse side, staple in corner, and send to preparing activity. Attach any pertinent data which may be of use in improving this document. If there are additional papers, attach to form and place both in an envelope addressed to preparing activity. A response will be provided to the submitter, when name and address is provided, within 30 days indicating that the 1426 was received and when any appropriate action on it will be completed.</p> <p><b>NOTE:</b> This form shall not be used to submit requests for waivers, deviations or clarification of specification requirements on current contracts. Comments submitted on this form do not constitute or imply authorization to waive any portion of the referenced document(s) or to amend contractual requirements.</p>	
DOCUMENT IDENTIFIER (Number) AND TITLE	
MIL-STD-1251A Screws And Bolts Preferred For Design, Listing Of	
NAME OF ORGANIZATION AND ADDRESS OF SUBMITTER	
<input type="checkbox"/> VENDOR <input type="checkbox"/> USER <input type="checkbox"/> MANUFACTURER	
1. <input type="checkbox"/> HAS ANY PART OF THE DOCUMENT CREATED PROBLEMS OR REQUIRED INTERPRETATION IN PROCUREMENT USE? <input type="checkbox"/> IS ANY PART OF IT TOO RIGID, RESTRICTIVE, LOOSE OR AMBIGUOUS? PLEASE EXPLAIN BELOW.	
A. GIVE PARAGRAPH NUMBER AND WORDING	
B. RECOMMENDED WORDING CHANGE	
C. REASON FOR RECOMMENDED CHANGE(S)	
2. REMARKS	
SUBMITTED BY (Printed or typed name and address - Optional)	TELEPHONE NO.
	DATE

FOLD

DEPARTMENT OF THE ARMY



NO POSTAGE  
NECESSARY  
IF MAILED  
IN THE  
UNITED STATES

OFFICIAL BUSINESS  
PENALTY FOR PRIVATE USE \$300

**BUSINESS REPLY CARD**  
FIRST CLASS      PERMIT NO. 12062      WASHINGTON D. C.

POSTAGE WILL BE PAID BY THE DEPARTMENT OF THE ARMY

Commander  
US Army Armament Research and  
Development Command  
ATTN: DRDAR-TST-S  
Dover, NJ 07801



FOLD